

ACI Racing Weekend Imola, 1-2 Giugno 2024

Camp. Ita. Gran Turismo Sprint GTCup - Classifica Libere 2

AMENDE

Imola Circuit 4.909 m

1 / 3

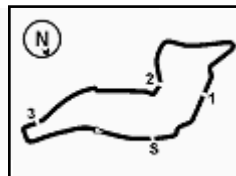
| | Conduattore 1 Num. Concorrente | Conduattore 2 Team | Auto | Classe | Tempo | Dist. | Media | Giri |
|----|---|--|------------------------------|--------|-----------------|--------|---------|------|
| 1 | 163 TRIBAUDINI Stephane (FRA) VSR | ZANON Ignazio (ITA) VSR | LAMBORGHINI HURACÁN ST EVO 2 | GTC1P | 1'46.623 | | 165,747 | 16 |
| 2 | 196 GIANNONI Raffaele (ITA) TARGET RACING | ALI Largim (DNK) Target Racing | LAMBORGHINI HURACÁN ST EVO 2 | GTC1P | 1'46.830 | 0.207 | 165,425 | 12 |
| 3 | 249 CARMINATI Ettore (ITA) CARMINATI ETTORE | PELLEGRINI Bernardo (ITA) CRM Motorsport | LAMBORGHINI HURACÁN ST EVO 2 | GTC1A | 1'47.350 | 0.727 | 164,624 | 6 |
| 4 | 180 LOVATI Tommaso (ITA) MERTEL MOTORSPORT | TRENTIN Mauro (ITA) Mertel Motorsport | FERRARI 488 CHALLENGE | GTC1P | 1'47.787 | 1.164 | 163,957 | 16 |
| 5 | 169 PALMA Andrea (ITA) RAPTOR ENGINEERING | NAVATTA Massimo (ITA) Raptor Engineering | PORSCHE 911 CUP 992 | GTC2P | 1'47.946 | 1.323 | 163,715 | 4 |
| 6 | 106 POLLINI Giacomo (ITA) POLLINI GIACOMO | POLLINI Matteo (ITA) Giacomo Race | LAMBORGHINI HURACÁN ST EVO 2 | GTC1P | 1'48.619 | 1.996 | 162,701 | 18 |
| 7 | 202 OLIVA Gaetano (ITA) HC RACING | D'AURIA Ferdinando (ITA) HC Racing | LAMBORGHINI HURACÁN ST EVO 2 | GTC1A | 1'48.801 | 2.178 | 162,429 | 19 |
| 8 | 205 CARBONI Gianluca (ITA) BEST LAP | MARI Ivan (CHE) Best Lap | FERRARI 488 CHALLENGE | GTC1A | 1'48.940 | 2.317 | 162,221 | 16 |
| 9 | 177 RENMANS Gilles (BEL) SPEED LOVER | Double TT Racing | FERRARI 488 CHALLENGE | GTC1P | 1'49.189 | 2.566 | 161,851 | 17 |
| 10 | 111 PEGORARO Lorenzo (ITA) BEST LAP | PATRINICOLA Simone (ITA) Best Lap | FERRARI 488 CHALLENGE | GTC1P | 1'49.466 | 2.843 | 161,442 | 15 |
| 11 | 103 DI FABIO Diego (ITA) EASY RACE | PIERANTONI Emiliano (ITA) Easy Race | FERRARI 488 CHALLENGE | GTC1P | 1'49.638 | 3.015 | 161,189 | 14 |
| 12 | 109 FONTANA Andrea (ITA) DL RACING | LOCANTO Diego (ITA) DL Racing | LAMBORGHINI HURACÁN ST EVO 2 | GTC1P | 1'50.252 | 3.629 | 160,291 | 19 |
| 13 | 272 DALOKAY Vedat Ali (TUR) DL RACING | TAGLIAPIETRA Nicola (ITA) DL Racing | LAMBORGHINI HURACÁN ST EVO 2 | GTC1A | 1'50.804 | 4.181 | 159,492 | 18 |
| 14 | 239 HAN Huilin (CHN) TARGET RACING | Target Racing | LAMBORGHINI HURACÁN ST EVO 2 | GTC1A | 1'50.935 | 4.312 | 159,304 | 10 |
| 15 | 224 POLVERINI Daniele (ITA) ZRS MOTORSPORT | LIANA Nicolò (ITA) ZRS Motorsport | PORSCHE 911 CUP 992 | GTC2A | 1'51.263 | 4.640 | 158,834 | 14 |
| 16 | 162 BADAWI Ibrahim (EGY) DL RACING | DL Racing | LAMBORGHINI HURACÁN ST EVO 2 | GTC1P | 1'52.088 | 5.465 | 157,665 | 19 |
| 17 | 250 BORELLI Edoardo (ITA) AF CORSE | CASÈ Lorenzo (MCO) AF Corse | FERRARI 488 CHALLENGE | GTC1A | 1'52.171 | 5.548 | 157,549 | 18 |
| 18 | 277 LOCKE Mark Adrian (GBR) LOCKE MARK ADRIAN | ERCOLI Gianmarco (ITA) Double TT Racing | FERRARI 488 CHALLENGE | GTC1A | 1'52.342 | 5.719 | 157,309 | 15 |
| 19 | 288 RANDAZZO Piergiacomo (ITA) HC RACING | CLEMENTI PISANI Alberto (ITA) HC Racing | LAMBORGHINI HURACÁN ST EVO 2 | GTC1A | 1'52.492 | 5.869 | 157,099 | 17 |
| 20 | 233 ABBATI Massimo (ITA) SP RACING TEAM | GRISI Alberto (ITA) SP Racing Team | PORSCHE 911 CUP 992 | GTC2A | 1'53.182 | 6.559 | 156,141 | 3 |
| 21 | 178 CROCCOLINO Filippo (ITA) BEST LAP | BUCCI Mattia (ITA) Best Lap | FERRARI 488 CHALLENGE | GTC1P | 1'55.242 | 8.619 | 153,350 | 10 |
| 22 | 281 LA MARCA Michele (ITA) MERTEL MOTORSPORT | VERZELLI Marco (ITA) Mertel Motorsport | FERRARI 488 CHALLENGE | GTC1A | 1'56.762 | 10.139 | 151,354 | 16 |
| 23 | 133 PISANI Eugenio (ITA) SP RACING TEAM | ZERBI Stefano (ITA) SP Racing Team | PORSCHE 911 CUP 992 | GTC2P | 2'02.222 | 15.599 | 144,593 | 2 |
| 24 | 155 MILNER Christopher (GBR) MILNER CHRISTOPHER | HANCOCK Samuel (GBR) RS Historics | LAMBORGHINI HURACÁN ST EVO | GTC1P | 2'03.098 | 16.475 | 143,564 | 15 |
| 25 | 280 BRISELLI Victor (ITA) BRISELLI VICTOR | SEGATTINI Emma (ITA) Officina Pinetti | FERRARI 488 CHALLENGE | GTC1A | 2'05.821 | 19.198 | 140,457 | 18 |

Direttore di Gara : Massimiliano Ghinassi

Direttore di Prova : Alessandro Ferrari

31/05/2024 Inizio 17:30 Fine 18:22

Esposta alle:

**2.1****ACI Racing Weekend Imola, 1-2 Giugno 2024****AMENDED****Camp. Ita. Gran Turismo Sprint GTCup - Classifica Libere 2**

Imola Circuit 4.909 m

2 / 3

| | | | | | | | | |
|----|--|---|------------------------------|-------|-----------------|--------|---------|----|
| 26 | 229 STEFANIN Giovanni (ITA) STEFANIN GIOVANNI | Officina Pinetti | FERRARI 488 CHALLENGE | GTC1A | 2'11.512 | 24.889 | 134,379 | 6 |
| 27 | 121 MESSINA Rosario (ITA) MM MOTORSPORT | RAFFETTI Mattia (ITA) MM Motorsport | LAMBORGHINI HURACÁN ST EVO 2 | GTC1P | 2'31.335 | 44.712 | 116,777 | 12 |
| 28 | 172 MAINETTI Alessandro (ITA) DL RACING | SCIONTI Federico (ITA) DL Racing | LAMBORGHINI HURACÁN ST EVO 2 | GTC1P | | | | 0 |
| 29 | 218 SIMONELLI Gianluigi (ITA) BEST LAP | NALDI Giovanni (CHE) Best Lap | FERRARI 488 CHALLENGE | GTC1A | | | | 10 |
| 30 | 201 PRIVITELIO Luciano (SMR) SCUDERIA VILLORBA CORSE | Villorba Corse | LAMBORGHINI HURACÁN ST EVO 2 | GTC1A | | | | 0 |
| 31 | 223 FABIANI Fabio (ITA) SP RACING TEAM | ZANINI Stefano (MCO) SP Racing Team | PORSCHE 911 CUP 992 | GTC2A | | | | 0 |

| | | | |
|------------|-----|-------|------|
| Umidità | 73% | ARIA | 17°C |
| Condizioni | WET | Pista | 23°C |

Direttore di Gara : Massimiliano Ghinassi

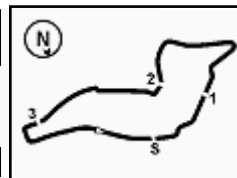
Direttore di Prova : Alessandro Ferrari

31/05/2024 Inizio 17:30 Fine 18:22

Esposta alle:



Powered by FICr PERUGIA TIMING


ACI Racing Weekend Imola, 1-2 Giugno 2024
AMENDED
Camp. Ita. Gran Turismo Sprint GTCup - Classifica Libere 2

Imola Circuit 4.909 m

3 / 3

Penalty and Infringment

| | | |
|-------|------------------------------|---|
| 18.12 | 229 Stefanin Giovanni | Time Deleted (2'13.688) - Exceeded Track Limits - Turn 14 |
| 18.15 | 229 Stefanin Giovanni | Time Deleted (2'10.182) - Exceeded Track Limits - Turn 14 |
| 19.00 | 218 Best Lap | Annullamento tempi pilota Simonelli - dec. n. 3 CC.SS. |

Fastest Laps Sequence

| Num. | Concorrente | Naz | Team | Auto | Local Time | Tempo | Dist. | Media |
|------|---------------|-----|--------------|------------------------------|--------------|-----------------|--------|---------|
| 272 | V. DALOKAY | TUR | DL Racing | Lamborghini Huracán ST Evo 2 | 17:34'33.107 | 2'01.984 | | 144,875 |
| 106 | G. POLLINI | ITA | Giacomo Race | Lamborghini Huracán ST Evo 2 | 17:34'57.810 | 2'00.885 | -1.099 | 146,192 |
| 205 | G. CARBONI | ITA | Best Lap | Ferrari 488 Challenge | 17:35'01.114 | 2'00.827 | -0.058 | 146,262 |
| 163 | S. TRIBAUDINI | FRA | VSR | Lamborghini Huracán ST Evo 2 | 17:35'20.676 | 1'51.009 | -9.818 | 159,198 |
| 205 | G. CARBONI | ITA | Best Lap | Ferrari 488 Challenge | 17:36'51.514 | 1'50.400 | -0.609 | 160,076 |
| 163 | S. TRIBAUDINI | FRA | VSR | Lamborghini Huracán ST Evo 2 | 17:37'08.399 | 1'47.723 | -2.677 | 164,054 |
| 163 | S. TRIBAUDINI | FRA | VSR | Lamborghini Huracán ST Evo 2 | 17:38'55.860 | 1'47.461 | -0.262 | 164,454 |
| 163 | S. TRIBAUDINI | FRA | VSR | Lamborghini Huracán ST Evo 2 | 17:40'42.483 | 1'46.623 | -0.838 | 165,747 |

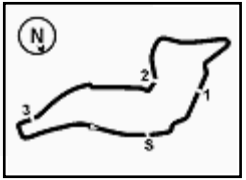
Direttore di Gara : Massimiliano Ghinassi

Direttore di Prova : Alessandro Ferrari

31/05/2024 Inizio 17:30 Fine 18:22

Esposta alle:




ACI Racing Weekend Imola, 1-2 Giugno 2024
Camp. Ita. Gran Turismo Sprint GTCup - Best Sectors & Speed Libere 2
MIGLIOR GIRO

| | | | |
|----|----------------------------|------------------------------|----------|
| 1 | 163 VSR | Lamborghini Huracán ST Evo 2 | 1'46.623 |
| 2 | 196 TARGET RACING | Lamborghini Huracán ST Evo 2 | 1'46.830 |
| 3 | 249 CARMINATI ETTORE | Lamborghini Huracán ST Evo 2 | 1'47.350 |
| 4 | 180 MERTEL MOTORSPORT | Ferrari 488 Challenge | 1'47.787 |
| 5 | 169 RAPTOR ENGINEERING | Porsche 911 Cup 992 | 1'47.946 |
| 6 | 106 POLLINI GIACOMO | Lamborghini Huracán ST Evo 2 | 1'48.619 |
| 7 | 202 HC RACING | Lamborghini Huracán ST Evo 2 | 1'48.801 |
| 8 | 205 BEST LAP | Ferrari 488 Challenge | 1'48.940 |
| 9 | 177 SPEED LOVER | Ferrari 488 Challenge | 1'49.189 |
| 10 | 111 BEST LAP | Ferrari 488 Challenge | 1'49.466 |
| 11 | 103 EASY RACE | Ferrari 488 Challenge | 1'49.638 |
| 12 | 109 DL RACING | Lamborghini Huracán ST Evo 2 | 1'50.252 |
| 13 | 272 DL RACING | Lamborghini Huracán ST Evo 2 | 1'50.804 |
| 14 | 239 TARGET RACING | Lamborghini Huracán ST Evo 2 | 1'50.935 |
| 15 | 224 ZRS MOTORSPORT | Porsche 911 Cup 992 | 1'51.263 |
| 16 | 162 DL RACING | Lamborghini Huracán ST Evo 2 | 1'52.088 |
| 17 | 250 AF CORSE | Ferrari 488 Challenge | 1'52.171 |
| 18 | 277 LOCKE MARK ADRIAN | Ferrari 488 Challenge | 1'52.342 |
| 19 | 288 HC RACING | Lamborghini Huracán ST Evo 2 | 1'52.492 |
| 20 | 218 BEST LAP | Ferrari 488 Challenge | 1'53.139 |
| 21 | 233 SP RACING TEAM | Porsche 911 Cup 992 | 1'53.182 |
| 22 | 178 BEST LAP | Ferrari 488 Challenge | 1'55.242 |
| 23 | 281 MERTEL MOTORSPORT | Ferrari 488 Challenge | 1'56.762 |
| 24 | 133 SP RACING TEAM | Porsche 911 Cup 992 | 2'02.222 |
| 25 | 155 MILNER CHRISTOPHER | Lamborghini Huracán ST Evo | 2'03.098 |
| 26 | 280 BRISELLI VICTOR | Ferrari 488 Challenge | 2'05.821 |
| 27 | 229 STEFANIN GIOVANNI | Ferrari 488 Challenge | 2'11.512 |
| 28 | 121 MM MOTORSPORT | Lamborghini Huracán ST Evo 2 | 2'31.335 |
| 29 | 172 DL RACING | Lamborghini Huracán ST Evo 2 | |
| 30 | 201 SCUDERIA VILLORBA CORS | Lamborghini Huracán ST Evo 2 | |
| 31 | 223 SP RACING TEAM | Porsche 911 Cup 992 | |

SPEED

| | | | |
|----|----------------------------|------------------------------|-------|
| 1 | 163 VSR | Lamborghini Huracán ST Evo 2 | 270,0 |
| 2 | 250 AF CORSE | Ferrari 488 Challenge | 268,7 |
| 3 | 111 BEST LAP | Ferrari 488 Challenge | 267,3 |
| 4 | 180 MERTEL MOTORSPORT | Ferrari 488 Challenge | 267,3 |
| 5 | 205 BEST LAP | Ferrari 488 Challenge | 265,4 |
| 6 | 177 SPEED LOVER | Ferrari 488 Challenge | 265,4 |
| 7 | 249 CARMINATI ETTORE | Lamborghini Huracán ST Evo 2 | 264,7 |
| 8 | 202 HC RACING | Lamborghini Huracán ST Evo 2 | 264,1 |
| 9 | 196 TARGET RACING | Lamborghini Huracán ST Evo 2 | 262,8 |
| 10 | 169 RAPTOR ENGINEERING | Porsche 911 Cup 992 | 262,8 |
| 11 | 106 POLLINI GIACOMO | Lamborghini Huracán ST Evo 2 | 262,1 |
| 12 | 109 DL RACING | Lamborghini Huracán ST Evo 2 | 262,1 |
| 13 | 162 DL RACING | Lamborghini Huracán ST Evo 2 | 262,1 |
| 14 | 239 TARGET RACING | Lamborghini Huracán ST Evo 2 | 261,5 |
| 15 | 288 HC RACING | Lamborghini Huracán ST Evo 2 | 261,5 |
| 16 | 272 DL RACING | Lamborghini Huracán ST Evo 2 | 260,2 |
| 17 | 103 EASY RACE | Ferrari 488 Challenge | 259,6 |
| 18 | 218 BEST LAP | Ferrari 488 Challenge | 259,0 |
| 19 | 224 ZRS MOTORSPORT | Porsche 911 Cup 992 | 258,4 |
| 20 | 233 SP RACING TEAM | Porsche 911 Cup 992 | 257,8 |
| 21 | 121 MM MOTORSPORT | Lamborghini Huracán ST Evo 2 | 254,1 |
| 22 | 277 LOCKE MARK ADRIAN | Ferrari 488 Challenge | 251,2 |
| 23 | 178 BEST LAP | Ferrari 488 Challenge | 249,4 |
| 24 | 281 MERTEL MOTORSPORT | Ferrari 488 Challenge | 247,7 |
| 25 | 229 STEFANIN GIOVANNI | Ferrari 488 Challenge | 235,8 |
| 26 | 280 BRISELLI VICTOR | Ferrari 488 Challenge | 233,3 |
| 27 | 155 MILNER CHRISTOPHER | Lamborghini Huracán ST Evo | 217,7 |
| 28 | 133 SP RACING TEAM | Porsche 911 Cup 992 | 214,3 |
| 29 | 201 SCUDERIA VILLORBA CORS | Lamborghini Huracán ST Evo 2 | 76,1 |
| 30 | 172 DL RACING | Lamborghini Huracán ST Evo 2 | 49,2 |

SEG. 1

| | | |
|----|-----------------------|--------|
| 1 | 180 MERTEL MOTORSPOR | 22.183 |
| 2 | 163 VSR | 22.196 |
| 3 | 111 BEST LAP | 22.336 |
| 4 | 249 CARMINATI ETTORE | 22.342 |
| 5 | 106 POLLINI GIACOMO | 22.369 |
| 6 | 169 RAPTOR ENGINEERIN | 22.395 |
| 7 | 196 TARGET RACING | 22.545 |
| 8 | 202 HC RACING | 22.708 |
| 9 | 205 BEST LAP | 22.715 |
| 10 | 272 DL RACING | 22.728 |
| 11 | 109 DL RACING | 22.752 |
| 12 | 177 SPEED LOVER | 22.796 |
| 13 | 250 AF CORSE | 22.811 |
| 14 | 103 EASY RACE | 22.888 |
| 15 | 288 HC RACING | 22.988 |
| 16 | 224 ZRS MOTORSPORT | 23.037 |
| 17 | 239 TARGET RACING | 23.054 |
| 18 | 162 DL RACING | 23.094 |
| 19 | 277 LOCKE MARK ADRIAN | 23.289 |
| 20 | 233 SP RACING TEAM | 23.451 |
| 21 | 218 BEST LAP | 23.621 |
| 22 | 281 MERTEL MOTORSPOR | 23.995 |
| 23 | 178 BEST LAP | 23.998 |
| 24 | 133 SP RACING TEAM | 24.841 |
| 25 | 155 MILNER CHRISTOPHE | 25.140 |
| 26 | 121 MM MOTORSPORT | 25.185 |
| 27 | 280 BRISELLI VICTOR | 25.998 |
| 28 | 229 STEFANIN GIOVANNI | 26.743 |

SEG. 2

| | | |
|----|-------------------------|----------|
| 1 | 163 VSR | 34.875 |
| 2 | 196 TARGET RACING | 34.925 |
| 3 | 249 CARMINATI ETTORE | 35.114 |
| 4 | 180 MERTEL MOTORSPOR | 35.138 |
| 5 | 111 BEST LAP | 35.206 |
| 6 | 169 RAPTOR ENGINEERIN | 35.368 |
| 7 | 106 POLLINI GIACOMO | 35.425 |
| 8 | 103 EASY RACE | 35.614 |
| 9 | 202 HC RACING | 35.712 |
| 10 | 177 SPEED LOVER | 35.868 |
| 11 | 109 DL RACING | 35.999 |
| 12 | 205 BEST LAP | 36.006 |
| 13 | 239 TARGET RACING | 36.252 |
| 14 | 162 DL RACING | 36.346 |
| 15 | 250 AF CORSE | 36.407 |
| 16 | 224 ZRS MOTORSPORT | 36.510 |
| 17 | 272 DL RACING | 36.569 |
| 18 | 288 HC RACING | 36.854 |
| 19 | 277 LOCKE MARK ADRIAN | 37.237 |
| 20 | 178 BEST LAP | 37.301 |
| 21 | 233 SP RACING TEAM | 37.304 |
| 22 | 218 BEST LAP | 37.647 |
| 23 | 281 MERTEL MOTORSPOR | 38.067 |
| 24 | 121 MM MOTORSPORT | 40.146 |
| 25 | 155 MILNER CHRISTOPHE | 40.727 |
| 26 | 280 BRISELLI VICTOR | 41.385 |
| 27 | 229 STEFANIN GIOVANNI | 42.515 |
| 28 | 201 SCUDERIA VILLORBA C | 46.189 |
| 29 | 133 SP RACING TEAM | 47.441 |
| 30 | 172 DL RACING | 1'17.284 |

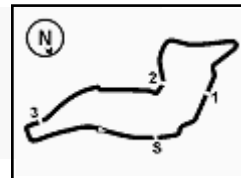
SEG. 3

| | | |
|----|-------------------------|--------|
| 1 | 111 BEST LAP | 30.398 |
| 2 | 205 BEST LAP | 30.502 |
| 3 | 163 VSR | 30.513 |
| 4 | 169 RAPTOR ENGINEERIN | 30.654 |
| 5 | 249 CARMINATI ETTORE | 30.774 |
| 6 | 180 MERTEL MOTORSPOR | 30.803 |
| 7 | 177 SPEED LOVER | 30.971 |
| 8 | 202 HC RACING | 30.971 |
| 9 | 106 POLLINI GIACOMO | 30.992 |
| 10 | 196 TARGET RACING | 31.424 |
| 11 | 103 EASY RACE | 31.453 |
| 12 | 272 DL RACING | 31.563 |
| 13 | 224 ZRS MOTORSPORT | 31.569 |
| 14 | 288 HC RACING | 31.584 |
| 15 | 109 DL RACING | 31.614 |
| 16 | 239 TARGET RACING | 31.682 |
| 17 | 277 LOCKE MARK ADRIAN | 31.926 |
| 18 | 218 BEST LAP | 32.047 |
| 19 | 162 DL RACING | 32.067 |
| 20 | 233 SP RACING TEAM | 32.141 |
| 21 | 178 BEST LAP | 32.359 |
| 22 | 250 AF CORSE | 32.402 |
| 23 | 281 MERTEL MOTORSPOR | 33.526 |
| 24 | 121 MM MOTORSPORT | 34.047 |
| 25 | 155 MILNER CHRISTOPHE | 34.582 |
| 26 | 280 BRISELLI VICTOR | 34.868 |
| 27 | 229 STEFANIN GIOVANNI | 36.322 |
| 28 | 201 SCUDERIA VILLORBA C | 39.988 |
| 29 | 133 SP RACING TEAM | 41.454 |
| 30 | 172 DL RACING | 52.246 |

SEG. 4

| | | |
|----|-----------------------|--------|
| 1 | 163 VSR | 18.947 |
| 2 | 196 TARGET RACING | 19.024 |
| 3 | 249 CARMINATI ETTORE | 19.078 |
| 4 | 180 MERTEL MOTORSPOR | 19.096 |
| 5 | 111 BEST LAP | 19.227 |
| 6 | 169 RAPTOR ENGINEERIN | 19.292 |
| 7 | 106 POLLINI GIACOMO | 19.293 |
| 8 | 109 DL RACING | 19.337 |
| 9 | 103 EASY RACE | 19.356 |
| 10 | 205 BEST LAP | 19.374 |
| 11 | 202 HC RACING | 19.410 |
| 12 | 272 DL RACING | 19.462 |
| 13 | 177 SPEED LOVER | 19.480 |
| 14 | 224 ZRS MOTORSPORT | 19.494 |
| 15 | 288 HC RACING | 19.734 |
| 16 | 277 LOCKE MARK ADRIAN | 19.743 |
| 17 | 239 TARGET RACING | 19.805 |
| 18 | 218 BEST LAP | 19.824 |
| 19 | 162 DL RACING | 19.866 |
| 20 | 233 SP RACING TEAM | 19.890 |
| 21 | 178 BEST LAP | 19.925 |
| 22 | 250 AF CORSE | 20.074 |
| 23 | 281 MERTEL MOTORSPOR | 20.276 |
| 24 | 155 MILNER CHRISTOPHE | 21.174 |
| 25 | 133 SP RACING TEAM | 21.407 |
| 26 | 280 BRISELLI VICTOR | 21.854 |
| 27 | 121 MM MOTORSPORT | 22.655 |
| 28 | 229 STEFANIN GIOVANNI | 23.257 |





ACI Racing Weekend Imola, 1-2 Giugno 2024

Camp. Ita. Gran Turismo Sprint GTCup - Analisi Tempi Libere 2

Imola Circuit 4.909 m

1 / 5

103 Easy Race (1'49.638)

| Giro | Seg.1 | Seg.2 | Seg.3 | Seg.4 | T. Giro | km/h | Local Time |
|------|---------------|---------------|---------------|---------------|-----------------|--------------|--------------|
| 1 | | | | | | | |
| 2 | 46.476 | 40.252 | 33.957 | 19.904 | 2'20.589P | 166,2 | 17:37'31.257 |
| 3 | 24.436 | 38.341 | 31.715 | 20.052 | 1'54.544 | 233,3 | 17:39'25.801 |
| 4 | 25.103 | 39.016 | 32.949 | 2'08.234 | 3'45.302P | 204,5 | 17:43'11.103 |
| 5 | 39.459 | 36.948 | 31.453 | 19.356 | 2'07.216P | 167,2 | 17:45'18.319 |
| 6 | 22.888 | 35.614 | 31.595 | 19.541 | 1'49.638 | 259,6 | 17:47'07.957 |
| 7 | 22.927 | 36.005 | 34.400 | 5'31.435 | 7'04.767P | 248,8 | 17:54'12.724 |
| 8 | 49.707 | 46.278 | 39.762 | 26.242 | 2'41.989P | 100,8 | 17:56'54.713 |
| 9 | 34.047 | 51.407 | 43.369 | 5'52.499 | 8'01.322P | 168,2 | 18:04'56.035 |
| 10 | 45.964 | 48.384 | 41.604 | 24.621 | 2'40.573P | 141,2 | 18:07'36.608 |
| 11 | 30.779 | 47.730 | 42.925 | 24.244 | 2'25.678 | 177,0 | 18:10'02.286 |
| 12 | 30.016 | 46.982 | 39.041 | 23.544 | 2'19.583 | 185,2 | 18:12'21.869 |
| 13 | 29.506 | 47.783 | 38.961 | 22.614 | 2'18.864 | 178,8 | 18:14'40.733 |
| 14 | 28.353 | 44.429 | 37.680 | 22.294 | 2'12.756 | 200,4 | 18:16'53.489 |
| 15 | 28.925 | 44.960 | 36.794 | 22.620 | 2'13.299 | 171,2 | 18:19'06.788 |
| 16 | 29.227 | 43.854 | 40.558 | | | 193,5 | |

21 26.945 40.881 37.229 213,4

111 Best Lap (1'49.466)

| Giro | Seg.1 | Seg.2 | Seg.3 | Seg.4 | T. Giro | km/h | Local Time |
|------|---------------|---------------|---------------|---------------|-----------------|--------------|--------------|
| 1 | | | | | | | |
| 2 | 45.094 | 39.816 | 34.170 | 20.024 | 2'19.104P | 168,2 | 17:35'34.017 |
| 3 | 25.334 | 38.560 | 32.147 | 19.862 | 1'55.903 | 233,3 | 17:37'29.920 |
| 4 | 23.642 | 36.341 | 31.278 | 19.471 | 1'50.732 | 250,0 | 17:39'20.652 |
| 5 | 22.935 | 36.070 | 31.064 | 19.397 | 1'49.466 | 267,3 | 17:41'10.118 |
| 6 | 23.253 | 36.452 | 30.978 | 2'29.421 | 4'00.104P | 267,3 | 17:45'10.222 |
| 7 | 39.227 | 36.199 | 30.398 | 19.227 | 2'05.051P | 182,4 | 17:47'15.273 |
| 8 | 22.336 | 35.206 | 34.894 | 13'27.489 | 14'59.925P | 266,7 | 18:02'15.198 |
| 9 | 46.149 | 47.736 | 36.884 | 22.107 | 2'32.876P | 139,2 | 18:04'48.074 |
| 10 | 26.953 | 41.623 | 39.152 | 21.922 | 2'09.650 | 216,4 | 18:06'57.724 |
| 11 | 27.132 | 41.129 | 35.736 | 21.631 | 2'05.628 | 217,7 | 18:09'03.352 |
| 12 | 26.436 | 40.535 | 35.007 | 21.358 | 2'03.336 | 225,5 | 18:11'06.688 |
| 13 | 25.852 | 39.935 | 42.107 | 21.380 | 2'09.274 | 231,8 | 18:13'15.962 |
| 14 | 25.462 | 39.757 | 33.671 | 21.011 | 1'59.901 | 243,8 | 18:15'15.863 |
| 15 | 25.143 | 39.033 | 34.371 | 21.406 | 1'59.953 | 243,2 | 18:17'15.816 |
| 16 | 24.715 | 39.275 | 33.823 | 21.116 | 1'58.929 | 252,9 | 18:19'14.745 |
| 17 | 24.767 | 39.664 | 33.543 | | | 240,5 | |

106 Pollini Giacomo (1'48.619)

| Giro | Seg.1 | Seg.2 | Seg.3 | Seg.4 | T. Giro | km/h | Local Time |
|------|---------------|---------------|---------------|---------------|-----------------|--------------|--------------|
| 1 | | | | | | | |
| 2 | 56.283 | 47.091 | 36.815 | 21.439 | 2'41.628P | 112,6 | 17:32'56.925 |
| 3 | 27.297 | 39.249 | 33.861 | 20.478 | 2'00.885 | 181,5 | 17:34'57.810 |
| 4 | 23.966 | 37.109 | 31.703 | 19.582 | 1'52.360 | 250,6 | 17:36'50.170 |
| 5 | 22.923 | 36.071 | 31.309 | 19.317 | 1'49.620 | 259,6 | 17:38'39.790 |
| 6 | 22.507 | 35.799 | 31.020 | 19.293 | 1'48.619 | 261,5 | 17:40'28.409 |
| 7 | 22.413 | 35.425 | 30.992 | 19.893 | 1'48.723 | 262,1 | 17:42'17.132 |
| 8 | 22.369 | 35.429 | 32.706 | 20.283 | 1'50.787 | 261,5 | 17:44'07.919 |
| 9 | 22.404 | 36.263 | 32.647 | 20.374 | 1'51.688 | 262,1 | 17:45'59.607 |
| 10 | 23.106 | 37.451 | 34.421 | 20.250 | 1'55.228 | 261,5 | 17:47'54.835 |
| 11 | 24.623 | 37.993 | 34.573 | 2'38.081 | 4'15.270P | 238,9 | 17:52'10.105 |
| 12 | 45.174 | 43.377 | 37.160 | 23.026 | 2'28.737P | 157,4 | 17:54'38.842 |
| 13 | 28.017 | 45.621 | 42.222 | 10'58.107 | 12'53.967P | 201,1 | 18:07'32.809 |
| 14 | 43.081 | 42.816 | 39.092 | 22.682 | 2'27.671P | 161,0 | 18:10'00.480 |
| 15 | 26.600 | 41.862 | 36.173 | 22.036 | 2'06.671 | 235,3 | 18:12'07.151 |
| 16 | 26.194 | 41.795 | 35.859 | 22.096 | 2'05.944 | 222,2 | 18:14'13.095 |
| 17 | 26.385 | 42.392 | 38.894 | 21.646 | 2'09.317 | 228,3 | 18:16'22.412 |
| 18 | 25.973 | 41.047 | 37.744 | 21.972 | 2'06.736 | 225,9 | 18:18'29.148 |
| 19 | 25.440 | 40.102 | 34.941 | 21.451 | 2'01.934 | 227,8 | 18:20'31.082 |

121 MM Motorsport (2'31.335)

| Giro | Seg.1 | Seg.2 | Seg.3 | Seg.4 | T. Giro | km/h | Local Time |
|------|---------------|---------------|---------------|---------------|-----------------|--------------|--------------|
| 1 | | | | | | | |
| 2 | 30.573 | 48.924 | 38.320 | 38.443 | 2'36.260P | 192,5 | 17:38'07.920 |
| 3 | 1'21.676 | 45.804 | 38.195 | 23.235 | 3'08.910P | 150,2 | 17:41'16.830 |
| 4 | 25.185 | 41.005 | 34.311 | 38.494 | 2'18.995P | 254,1 | 17:43'35.825 |
| 5 | 1'32.331 | 43.604 | 34.047 | 23.335 | 3'13.317P | 159,3 | 17:46'49.142 |
| 6 | 25.868 | 40.146 | 34.988 | 40.327 | 2'21.329P | 225,0 | 17:49'10.471 |
| 7 | 2'06.021 | 44.930 | 37.961 | 22.655 | 3'51.567P | 149,2 | 17:53'02.038 |
| 8 | 26.887 | 43.844 | 38.404 | 41.955 | 2'31.090P | 229,8 | 17:55'33.128 |
| 9 | 3'12.361 | 54.549 | 44.715 | 42.501 | 5'34.126P | 140,8 | 18:01'07.254 |
| 10 | 1'45.480 | 1'01.614 | 48.015 | 45.230 | 4'20.339P | 104,7 | 18:05'27.593 |
| 11 | 8'59.381 | 53.403 | 48.725 | 26.521 | 11'08.030P | 90,1 | 18:16'35.623 |
| 12 | 32.070 | 49.385 | 44.300 | 25.580 | 2'31.335 | 172,0 | 18:19'06.958 |
| 13 | 33.090 | 50.019 | 42.408 | 42.769 | 2'48.286P | 156,7 | 18:21'55.244 |

133 SP Racing Team (2'02.222)

| Giro | Seg.1 | Seg.2 | Seg.3 | Seg.4 | T. Giro | km/h | Local Time |
|------|---------------|---------------|---------------|---------------|-----------------|--------------|--------------|
| 1 | | | | | | | |
| 2 | 57.914 | 47.953 | 41.454 | 21.407 | 2'48.728P | 113,7 | 17:44'46.570 |
| 3 | 24.841 | | | 25.133 | 2'02.222 | 214,3 | 17:46'48.792 |
| 4 | 31.717 | 47.441 | 42.062 | | | 154,7 | |

109 DL Racing (1'50.252)

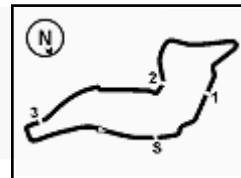
| Giro | Seg.1 | Seg.2 | Seg.3 | Seg.4 | T. Giro | km/h | Local Time |
|------|---------------|---------------|---------------|---------------|-----------------|--------------|--------------|
| 1 | | | | | | | |
| 2 | 29.879 | 41.347 | 36.802 | 20.601 | 2'08.629 | 170,3 | 17:34'40.958 |
| 3 | 23.641 | 36.951 | 33.596 | 20.746 | 1'54.934 | 259,0 | 17:36'35.892 |
| 4 | 23.432 | 36.383 | 31.980 | 19.927 | 1'51.722 | 259,6 | 17:38'27.614 |
| 5 | 23.126 | 36.863 | 35.044 | 20.541 | 1'55.574 | 261,5 | 17:40'23.188 |
| 6 | 23.070 | 36.231 | 31.614 | 19.337 | 1'50.252 | 259,6 | 17:42'13.440 |
| 7 | 22.752 | 35.999 | 33.637 | 20.488 | 1'52.876 | 262,1 | 17:44'06.316 |
| 8 | 22.790 | 36.066 | 32.577 | 20.402 | 1'51.835 | 262,1 | 17:45'58.151 |
| 9 | 23.397 | 38.071 | 47.549 | 21.202 | 2'10.219 | 258,4 | 17:48'08.370 |
| 10 | 24.308 | 37.645 | 33.028 | 3'02.041 | 4'37.022P | 248,3 | 17:52'45.392 |
| 11 | 50.090 | 48.776 | 38.464 | 27.689 | 2'45.019P | 125,9 | 17:55'30.411 |
| 12 | 33.148 | 47.903 | 44.127 | 4'29.971 | 6'35.149P | 171,7 | 18:02'05.560 |
| 13 | 47.743 | 46.243 | 39.987 | 23.127 | 2'37.100P | 140,8 | 18:04'42.660 |
| 14 | 27.814 | 43.249 | 37.534 | 22.176 | 2'10.773 | 202,2 | 18:06'53.433 |
| 15 | 26.968 | 41.575 | 36.783 | 21.752 | 2'07.078 | 206,1 | 18:09'00.511 |
| 16 | 25.896 | 40.552 | 35.324 | 21.603 | 2'03.375 | 231,8 | 18:11'03.886 |
| 17 | 25.166 | 40.246 | 35.661 | 21.127 | 2'02.200 | 250,0 | 18:13'06.086 |
| 18 | 25.637 | 39.638 | 35.459 | 21.082 | 2'01.816 | 229,3 | 18:15'07.902 |
| 19 | 25.292 | 39.829 | 34.629 | 21.130 | 2'00.880 | 243,2 | 18:17'08.782 |
| 20 | 24.770 | 39.041 | 34.158 | 21.024 | 1'58.993 | 254,1 | 18:19'07.775 |

155 Milner Christopher (2'03.098)

| Giro | Seg.1 | Seg.2 | Seg.3 | Seg.4 | T. Giro | km/h | Local Time |
|------|---------------|---------------|--------|----------|-----------|--------------|--------------|
| 1 | | | | | | | |
| 2 | 55.816 | 50.673 | 40.755 | 22.717 | 2'49.961P | 137,6 | 17:33'27.089 |
| 3 | 27.538 | 44.437 | 39.287 | 21.427 | 2'12.689 | 201,5 | 17:35'39.778 |
| 4 | 25.140 | 43.099 | 35.466 | 4'14.929 | 5'58.634P | 217,7 | 17:41'38.412 |
| 5 | 48.920 | 43.863 | 40.245 | 21.923 | 2'34.951P | 120,5 | 17:44'13.363 |
| 6 | 26.291 | 42.067 | 36.364 | 4'06.105 | 5'50.827P | 198,5 | 17:50'04.190 |
| 7 | 45.650 | 52.261 | 41.182 | 25.112 | 2'44.205P | 145,0 | 17:52'48.395 |
| 8 | 31.165 | 49.038 | 40.361 | 27.122 | 2'27.686 | 157,2 | 17:55'16.081 |
| 9 | 30.251 | 53.706 | 47.852 | 7'44.237 | 9'56.046P | 158,4 | 18:05'12.127 |
| 10 | 1'02.260 | 58.715 | 41.788 | 24.684 | 3'07.447P | 113,7 | 18:08'19.574 |
| 11 | 30.852 | 45.721 | 38.582 | 22.022 | 2'17.177 | 156,7 | 18:10'36.751 |
| 12 | 27.583 | 42.980 | 36.992 | 21.531 | 2'09.086 | 190,5 | 18:12'45.837 |
| 13 | 26.604 | 41.419 | 35.463 | 21.285 | 2'04.771 | 191,2 | 18:14'50.608 |
| 14 | 25.964 | 40.727 | 35.307 | 21.197 | 2'03.195 | 213,0 | 18:16'53.803 |
| 15 | 26.372 | 41.405 | 35.816 | 21.403 | 2'04.996 | 200,4 | 18:18'58.799 |

31/05/2024

P = Box In/Out - C = Tempo Invalidato



ACI Racing Weekend Imola, 1-2 Giugno 2024

Camp. Ita. Gran Turismo Sprint GTCup - Analisi Tempi Libere 2

Imola Circuit 4.909 m

2 / 5

| 162 DL Racing (1'52.088) | | | | | | | |
|--------------------------|---------------|---------------|---------------|---------------|-----------------|--------------|--------------|
| Giro | Seg.1 | Seg.2 | Seg.3 | Seg.4 | T. Giro | km/h | Local Time |
| 1 | | | | | | | |
| 2 | 1'00.805 | 49.078 | 40.365 | 23.867 | 2'54.115P | 105,8 | 17:35'23.794 |
| 3 | 28.555 | 41.532 | 35.258 | 22.695 | 2'08.040 | 204,2 | 17:37'31.834 |
| 4 | 27.095 | 40.023 | 33.560 | 20.667 | 2'01.345 | 225,0 | 17:39'33.179 |
| 5 | 26.745 | 38.138 | 33.527 | 20.445 | 1'58.855 | 212,2 | 17:41'32.034 |
| 6 | 23.877 | 36.961 | 32.251 | 20.094 | 1'53.183 | 260,9 | 17:43'25.217 |
| 7 | 23.169 | 37.209 | 34.507 | 20.336 | 1'55.221 | 262,1 | 17:45'20.438 |
| 8 | 23.094 | 37.061 | 32.067 | 19.866 | 1'52.088 | 261,5 | 17:47'12.526 |
| 9 | 23.300 | 36.346 | 37.534 | 4'17.493 | 5'54.673P | 261,5 | 17:53'07.199 |
| 10 | 47.635 | 49.560 | 40.370 | 24.728 | 2'42.293P | 124,1 | 17:55'49.492 |
| 11 | 29.812 | 51.400 | 44.682 | 25.577 | 2'31.471 | 188,5 | 17:58'20.963 |
| 12 | 32.880 | 51.287 | 44.490 | 25.445 | 2'34.102 | 167,4 | 18:00'55.065 |
| 13 | 32.404 | 48.423 | 41.767 | 24.397 | 2'26.991 | 187,5 | 18:03'22.056 |
| 14 | 31.277 | 48.011 | 41.203 | 23.889 | 2'24.380 | 185,2 | 18:05'46.436 |
| 15 | 29.494 | 46.334 | 38.497 | 22.767 | 2'17.092 | 194,2 | 18:08'03.528 |
| 16 | 27.514 | 44.343 | 37.037 | 22.289 | 2'11.183 | 229,8 | 18:10'14.711 |
| 17 | 29.794 | 49.672 | 39.828 | 1'39.820 | 3'39.114P | 199,6 | 18:13'53.825 |
| 18 | 43.986 | 45.983 | 39.479 | 22.836 | 2'32.284P | 146,7 | 18:16'26.109 |
| 19 | 27.431 | 41.745 | 36.478 | 22.110 | 2'07.764 | 209,7 | 18:18'33.873 |
| 20 | 26.919 | 41.074 | 35.389 | 21.900 | 2'05.282 | 218,6 | 18:20'39.155 |

| 163 VSR (1'46.623) | | | | | | | |
|--------------------|---------------|---------------|---------------|---------------|-----------------|--------------|--------------|
| Giro | Seg.1 | Seg.2 | Seg.3 | Seg.4 | T. Giro | km/h | Local Time |
| 1 | | | | | | | |
| 2 | 45.510 | 38.953 | 33.577 | 20.644 | 2'18.684P | 161,4 | 17:33'29.667 |
| 3 | 24.469 | 35.855 | 31.343 | 19.342 | 1'51.009 | 247,1 | 17:35'20.676 |
| 4 | 22.707 | 35.172 | 30.577 | 19.267 | 1'47.723 | 266,7 | 17:37'08.399 |
| 5 | 22.578 | 35.291 | 30.645 | 18.947 | 1'47.461 | 268,0 | 17:38'55.860 |
| 6 | 22.196 | 34.901 | 30.513 | 19.013 | 1'46.623 | 269,3 | 17:40'42.483 |
| 7 | 22.348 | 34.875 | 30.595 | 3'03.889 | 4'31.707P | 270,0 | 17:45'14.190 |
| 8 | 40.055 | 37.360 | 31.870 | 19.761 | 2'09.046P | 177,9 | 17:47'23.236 |
| 9 | 23.463 | 36.354 | 34.268 | 8'07.972 | 9'42.057P | 266,7 | 17:57'05.293 |
| 10 | 49.013 | 52.473 | 43.962 | 4'10.167 | 6'35.615P | 140,1 | 18:03'40.908 |
| 11 | 44.762 | 44.501 | 37.890 | 22.630 | 2'29.783P | 155,2 | 18:06'10.691 |
| 12 | 26.873 | 42.662 | 38.326 | 21.726 | 2'09.587 | 210,1 | 18:08'20.278 |
| 13 | 26.906 | 40.704 | 35.113 | 21.267 | 2'03.990 | 196,0 | 18:10'24.268 |
| 14 | 25.450 | 40.852 | 35.248 | 21.326 | 2'02.876 | 225,0 | 18:12'27.144 |
| 15 | 25.426 | 39.749 | 34.837 | 21.060 | 2'01.072 | 224,1 | 18:14'28.216 |
| 16 | 25.114 | 39.052 | 35.533 | 1'58.576 | 3'38.275P | 229,8 | 18:18'06.491 |
| 17 | 42.792 | 41.810 | 35.585 | 21.329 | 2'21.516P | 171,7 | 18:20'28.007 |

| 169 Raptor Engineering (1'47.946) | | | | | | | |
|-----------------------------------|---------------|---------------|---------------|---------------|-----------------|-------|--------------|
| Giro | Seg.1 | Seg.2 | Seg.3 | Seg.4 | T. Giro | km/h | Local Time |
| 1 | | | | | | | |
| 2 | 53.765 | 42.611 | 34.784 | 20.402 | 2'31.562P | 130,9 | 17:38'08.328 |
| 3 | 23.556 | 36.253 | 31.148 | 19.473 | 1'50.430 | 255,3 | 17:39'58.758 |
| 4 | 22.851 | 35.638 | 31.153 | 19.505 | 1'49.147 | 260,9 | 17:41'47.905 |
| 5 | 22.532 | 35.468 | 30.654 | 19.292 | 1'47.946 | 261,5 | 17:43'35.851 |
| 6 | 22.395 | 35.368 | 32.052 | | 262,8 | | |

| 172 DL Racing | | | | | | | |
|---------------|-------|-----------------|---------------|-------|---------|-------------|------------|
| Giro | Seg.1 | Seg.2 | Seg.3 | Seg.4 | T. Giro | km/h | Local Time |
| 1 | | | | | | | |
| 1 | | 1'17.284 | 52.246 | | | 49,2 | |

| 177 Speed Lover (1'49.189) | | | | | | | |
|----------------------------|--------|--------|--------|--------|----------|-------|--------------|
| Giro | Seg.1 | Seg.2 | Seg.3 | Seg.4 | T. Giro | km/h | Local Time |
| 1 | | | | | | | |
| 1 | | 49.295 | 39.443 | 21.521 | | 101,8 | |
| 2 | 28.480 | 41.359 | 33.338 | 20.189 | 2'03.366 | 190,5 | 17:35'02.415 |

| | | | | | | | |
|----|---------------|---------------|---------------|---------------|-----------------|--------------|--------------|
| 3 | 23.538 | 36.631 | 31.559 | 19.502 | 1'51.230 | 248,8 | 17:36'53.645 |
| 4 | 22.843 | 35.895 | 30.971 | 19.480 | 1'49.189 | 264,1 | 17:38'42.834 |
| 5 | 23.344 | 36.225 | 30.988 | 19.523 | 1'50.080 | 258,4 | 17:40'32.914 |
| 6 | 22.796 | 35.966 | 32.563 | 19.843 | 1'51.168 | 265,4 | 17:42'24.082 |
| 7 | 22.960 | 35.868 | 31.267 | 19.621 | 1'49.716 | 259,0 | 17:44'13.798 |
| 8 | 23.275 | 37.680 | 37.671 | 7'18.304 | 8'56.930P | 215,1 | 17:53'10.728 |
| 9 | 44.812 | 44.453 | 36.146 | 23.027 | 2'28.438P | 167,7 | 17:55'39.166 |
| 10 | 29.089 | 44.282 | 40.688 | 6'23.372 | 8'17.431P | 192,5 | 18:03'56.597 |
| 11 | 44.278 | 43.815 | 37.449 | 23.002 | 2'28.544P | 171,2 | 18:06'25.141 |
| 12 | 27.594 | 41.893 | 36.453 | 22.050 | 2'07.990 | 219,5 | 18:08'33.131 |
| 13 | 27.201 | 41.920 | 36.834 | 22.794 | 2'08.749 | 221,8 | 18:10'41.880 |
| 14 | 26.754 | 41.362 | 35.926 | 22.391 | 2'06.433 | 235,3 | 18:12'48.313 |
| 15 | 26.340 | 41.169 | 35.182 | 21.802 | 2'04.493 | 240,0 | 18:14'52.806 |
| 16 | 26.134 | 40.640 | 34.909 | 21.541 | 2'03.224 | 242,7 | 18:16'56.030 |
| 17 | 26.703 | 41.089 | 34.774 | 21.673 | 2'04.239 | 204,9 | 18:19'00.269 |
| 18 | 25.940 | 40.700 | 35.113 | 21.523 | 2'03.276 | 235,8 | 18:21'03.545 |

| 178 Best Lap (1'55.242) | | | | | | | |
|-------------------------|---------------|---------------|---------------|---------------|-----------------|--------------|--------------|
| Giro | Seg.1 | Seg.2 | Seg.3 | Seg.4 | T. Giro | km/h | Local Time |
| 1 | | | | | | | |
| 2 | | | | | 1'55.242 | | 17:38'11.790 |
| 3 | | | | | 4'15.701P | | 17:42'27.491 |
| 4 | 42.714 | 37.559 | 32.819 | 19.925 | 2'13.017P | 168,8 | 17:44'40.508 |
| 5 | 23.998 | 37.301 | 32.359 | 17'57.359 | 19'31.017P | 249,4 | 18:04'11.525 |
| 6 | 50.846 | 47.638 | 41.890 | 23.946 | 2'44.320P | 110,2 | 18:06'55.845 |
| 7 | 29.493 | 44.097 | 36.992 | 22.462 | 2'13.044 | 180,6 | 18:09'08.889 |
| 8 | 27.569 | 42.323 | 36.971 | 2'54.247 | 4'41.110P | 213,9 | 18:13'49.999 |
| 9 | 47.325 | 50.765 | 42.455 | 23.706 | 2'44.251P | 135,3 | 18:16'34.250 |
| 10 | 27.985 | 43.761 | 37.468 | 23.099 | 2'12.313 | 200,0 | 18:18'46.563 |
| 11 | 26.500 | 41.943 | 36.540 | 23.259 | 2'08.242 | 219,5 | 18:20'54.805 |

| 180 Mertel Motorsport (1'47.787) | | | | | | | |
|----------------------------------|---------------|---------------|---------------|---------------|-----------------|--------------|--------------|
| Giro | Seg.1 | Seg.2 | Seg.3 | Seg.4 | T. Giro | km/h | Local Time |
| 1 | | | | | | | |
| 2 | 51.448 | 44.705 | 41.926 | 2'48.230 | 5'06.309P | 170,3 | 17:36'49.536 |
| 3 | 41.805 | 37.327 | 31.810 | 20.769 | 2'11.711P | 151,3 | 17:39'01.247 |
| 4 | 22.740 | 35.407 | 30.803 | 19.375 | 1'48.325 | 264,7 | 17:40'49.572 |
| 5 | 22.376 | 35.444 | 30.871 | 19.096 | 1'47.787 | 265,4 | 17:42'37.359 |
| 6 | 22.973 | 37.920 | 32.661 | 19.869 | 1'53.423 | 267,3 | 17:44'30.782 |
| 7 | 22.183 | 35.138 | 31.611 | 8'24.617 | 9'53.549P | 266,7 | 17:54'24.331 |
| 8 | 1'01.586 | 56.103 | 42.195 | 25.018 | 3'04.902P | 93,3 | 17:57'29.233 |
| 9 | 32.514 | 49.790 | 41.341 | 24.910 | 2'28.555 | 172,0 | 17:59'57.788 |
| 10 | 31.119 | 48.807 | 41.951 | 25.036 | 2'26.913 | 182,1 | 18:02'24.701 |
| 11 | 32.586 | 54.251 | 41.952 | 24.475 | 2'33.264 | 170,3 | 18:04'57.965 |
| 12 | 29.917 | 45.623 | 38.804 | 23.448 | 2'17.792 | 186,9 | 18:07'15.757 |
| 13 | 30.920 | 43.954 | 36.872 | 22.416 | 2'14.162 | 171,2 | 18:09'29.919 |
| 14 | 27.769 | 43.853 | 38.382 | 23.104 | 2'13.108 | 207,3 | 18:11'43.027 |
| 15 | 27.270 | 43.123 | 36.444 | 22.186 | 2'09.023 | 210,5 | 18:13'52.050 |
| 16 | 28.350 | 42.552 | 36.208 | 22.161 | 2'09.271 | 173,4 | 18:16'01.321 |
| 17 | 29.147 | 42.485 | 35.598 | 21.799 | 2'09.029 | 155,4 | 18:18'10.350 |
| 18 | 25.818 | 41.503 | 35.821 | | | 240,5 | |

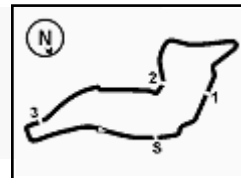
| 196 Target Racing (1'46.830) | | | | | | | | |
|------------------------------|---------------|--------|---------------|---------------|-----------------|--------------|--------------|--------------|
| Giro | Seg.1 | Seg.2 | Seg.3 | Seg.4 | T. Giro | km/h | Local Time | |
| 1 | | | | | | | | |
| 2 | 3'45.526 | 39.565 | 33.138 | 19.969 | 5'18.198P | 164,6 | 17:38'20.398 | |
| 3 | 23.930 | 36.166 | 32.512 | 19.391 | 1'51.999 | 257,8 | 17:40'12.397 | |
| 4 | 22.851 | | | 19.024 | 1'48.003 | 260,9 | 17:42'00.400 | |
| 5 | 23.995 | 37.081 | 31.545 | 21.245 | 1'53.866 | 262,8 | 17:43'54.266 | |
| 6 | 22.545 | | | 19.196 | 1'46.830 | 260,9 | 17:45'41.096 | |
| 7 | 22.571 | | 34.925 | 31.424 | 36.220 | 2'05.140P | 260,9 | 17:47'46.236 |
| 8 | 1'49.211 | 43.537 | 40.553 | 54.955 | 4'08.256P | 119,3 | 17:51'54.492 | |
| 9 | 3'28.254 | 57.648 | 50.733 | 55.762 | 6'12.397P | 100,7 | 17:58'06.889 | |

31/05/2024

P = Box In/Out - C = Tempo Invalidato

Powered by FICr PERUGIA TIMING




ACI Racing Weekend Imola, 1-2 Giugno 2024
Camp. Ita. Gran Turismo Sprint GTCup - Analisi Tempi Libere 2

Imola Circuit 4.909 m

3 / 5

| | | | | | | | | | | | | | | | |
|----|----------|--------|--------|--------|-----------|-------|--------------|----|--------|--------|--------|-----------|------------|-------|--------------|
| 10 | 5'55.818 | 51.001 | 40.905 | 24.513 | 7'52.237P | 119,3 | 18:05'59.126 | 9 | 30.788 | 54.708 | 47.881 | 3'01.637 | 5'15.014P | 213,0 | 17:55'36.658 |
| 11 | 31.213 | 47.335 | 41.167 | 24.208 | 2'23.923 | 179,7 | 18:08'23.049 | 10 | 49.599 | 56.000 | 51.387 | 10'46.583 | 13'23.569P | 124,3 | 18:09'00.227 |
| 12 | 30.475 | 45.998 | 38.866 | 24.518 | 2'19.857 | 178,8 | 18:10'42.906 | 11 | 47.399 | 53.318 | 44.683 | 25.336 | 2'50.736P | 133,0 | 18:11'50.963 |
| 13 | 34.507 | 53.934 | 48.222 | 50.423 | 3'07.086P | 154,5 | 18:13'49.992 | 12 | 31.259 | 51.071 | 44.678 | | | 169,8 | |

| 201 Scuderia Villorba Corse | | | | | | | |
|-----------------------------|-------|---------------|---------------|--------|---------|-------------|------------|
| Giro | Seg.1 | Seg.2 | Seg.3 | Seg.4 | T. Giro | km/h | Local Time |
| 1 | | 46.189 | 39.988 | 58.520 | | 76,1 | |

| 224 ZRS Motorsport (1'51.263) | | | | | | | |
|-------------------------------|---------------|---------------|---------------|---------------|-----------------|--------------|--------------|
| Giro | Seg.1 | Seg.2 | Seg.3 | Seg.4 | T. Giro | km/h | Local Time |
| 1 | | 44.654 | 37.679 | 5'36.249 | | 68,1 | |
| 2 | 44.857 | 39.581 | 37.277 | 20.136 | 2'21.851P | 164,1 | 17:40'15.471 |
| 3 | 23.690 | 36.510 | 31.569 | 19.494 | 1'51.263 | 238,9 | 17:42'06.734 |
| 4 | 23.037 | 37.051 | 33.248 | 19.816 | 1'53.152 | 258,4 | 17:43'59.886 |
| 5 | 24.174 | 39.552 | 37.237 | 6'45.296 | 8'26.259P | 234,3 | 17:52'26.145 |
| 6 | 48.164 | 45.085 | 37.619 | 22.658 | 2'33.526P | 143,8 | 17:54'59.671 |
| 7 | 30.383 | 54.810 | 53.036 | 5'46.222 | 8'04.451P | 190,8 | 18:03'04.122 |
| 8 | 57.300 | 48.175 | 39.975 | 25.192 | 2'50.642P | 128,0 | 18:05'54.764 |
| 9 | 28.951 | 44.375 | 37.358 | 23.000 | 2'13.684 | 197,4 | 18:08'08.448 |
| 10 | 27.754 | 42.679 | 36.431 | 22.128 | 2'08.992 | 213,9 | 18:10'17.440 |
| 11 | 27.966 | 43.283 | 36.056 | 22.209 | 2'09.514 | 204,9 | 18:12'26.954 |
| 12 | 28.326 | 42.726 | 35.649 | 21.807 | 2'08.508 | 188,8 | 18:14'35.462 |
| 13 | 26.792 | 41.719 | 36.090 | 22.380 | 2'06.981 | 216,0 | 18:16'42.443 |
| 14 | 26.905 | 41.737 | 35.016 | 21.630 | 2'05.288 | 219,1 | 18:18'47.731 |
| 15 | 26.876 | 40.914 | 36.390 | 22.043 | 2'06.223 | 213,4 | 18:20'53.954 |

| 202 HC Racing (1'48.801) | | | | | | | |
|--------------------------|-------|-------|-------|-------|---------|------|------------|
| Giro | Seg.1 | Seg.2 | Seg.3 | Seg.4 | T. Giro | km/h | Local Time |

| | | | | | | | |
|----|---------------|---------------|---------------|---------------|-----------------|--------------|--------------|
| 1 | | | | | | | |
| 2 | 53.526 | 43.666 | 36.582 | 22.440 | 2'36.214P | 101,5 | 17:33'06.773 |
| 3 | 26.856 | 42.669 | 35.723 | 21.595 | 2'06.843 | 227,8 | 17:35'13.616 |
| 4 | 25.379 | 37.528 | 34.447 | 21.546 | 1'58.900 | 224,5 | 17:37'12.516 |
| 5 | 23.070 | 36.248 | 31.779 | 19.642 | 1'50.739 | 260,9 | 17:39'03.255 |
| 6 | 25.567 | 36.777 | 31.570 | 19.567 | 1'53.481 | 258,4 | 17:40'56.736 |
| 7 | 22.708 | 35.712 | 30.971 | 19.410 | 1'48.801 | 262,1 | 17:42'45.537 |
| 8 | 22.991 | 36.272 | 31.816 | 19.561 | 1'50.640 | 264,1 | 17:44'36.177 |
| 9 | 22.768 | 36.777 | 32.449 | 19.665 | 1'51.659 | 262,8 | 17:46'27.836 |
| 10 | 22.709 | 36.292 | 32.650 | 6'17.930 | 7'49.581P | 261,5 | 17:54'17.417 |
| 11 | 52.084 | 47.421 | 40.010 | 25.026 | 2'44.541P | 96,3 | 17:57'01.958 |
| 12 | 30.836 | 49.200 | 42.768 | 26.909 | 2'29.713 | 182,4 | 17:59'31.671 |
| 13 | 32.672 | 48.288 | 42.298 | 25.310 | 2'28.568 | 154,3 | 18:02'00.239 |
| 14 | 30.236 | 46.665 | 41.599 | 24.419 | 2'22.919 | 175,0 | 18:04'23.158 |
| 15 | 28.871 | 47.009 | 40.369 | 23.598 | 2'19.847 | 191,2 | 18:06'43.005 |
| 16 | 28.195 | 44.011 | 39.247 | 2'37.068 | 4'28.521P | 197,1 | 18:11'11.526 |
| 17 | 42.902 | 42.686 | 36.687 | 21.981 | 2'24.256P | 168,5 | 18:13'35.782 |
| 18 | 26.453 | 40.472 | 35.460 | 21.637 | 2'04.022 | 219,5 | 18:15'39.804 |
| 19 | 25.313 | 39.794 | 34.404 | 21.358 | 2'00.869 | 235,8 | 18:17'40.673 |
| 20 | 24.886 | 39.006 | 34.551 | 21.136 | 1'59.579 | 250,6 | 18:19'40.252 |
| 21 | 24.927 | 39.054 | | | 245,5 | | |

| 229 Stefanin Giovanni (2'11.512) | | | | | | | |
|----------------------------------|-------|-------|-------|-------|---------|------|------------|
| Giro | Seg.1 | Seg.2 | Seg.3 | Seg.4 | T. Giro | km/h | Local Time |

| | | | | | | | |
|---|---------------|---------------|---------------|---------------|------------------|--------------|--------------|
| 1 | | | | | | | |
| 2 | 1'01.194 | 52.903 | 45.138 | 25.602 | 3'04.837P | 103,7 | 18:07'04.801 |
| 3 | 30.244 | 47.348 | 39.344 | 23.608 | 2'20.544 | 206,9 | 18:09'25.345 |
| 4 | 27.667 | 44.592 | 37.792 | 23.637 | 2'13.688C | 224,5 | 18:11'39.033 |
| 5 | 26.978 | 43.876 | 37.401 | 23.257 | 2'11.512 | 235,8 | 18:13'50.545 |
| 6 | 27.214 | 43.296 | 36.322 | 23.350 | 2'10.182C | 230,3 | 18:16'00.727 |
| 7 | 26.743 | 42.515 | 56.909 | 1'33.417 | 3'39.584P | 226,9 | 18:19'40.311 |
| 8 | 50.657 | 48.599 | 50.802 | | | 126,6 | |

| 205 Best Lap (1'48.940) | | | | | | | |
|-------------------------|-------|-------|-------|-------|---------|------|------------|
| Giro | Seg.1 | Seg.2 | Seg.3 | Seg.4 | T. Giro | km/h | Local Time |

| | | | | | | | |
|----|---------------|---------------|---------------|---------------|-----------------|--------------|--------------|
| 1 | | | | | | | |
| 2 | 50.173 | 44.283 | 39.397 | 20.953 | 2'34.806P | 130,3 | 17:33'00.287 |
| 3 | 28.137 | 39.524 | 33.279 | 19.887 | 2'00.827 | 188,8 | 17:35'01.114 |
| 4 | 23.205 | 36.327 | 31.494 | 19.374 | 1'50.400 | 243,2 | 17:36'51.514 |
| 5 | 22.715 | 36.547 | 30.839 | 19.379 | 1'49.480 | 262,1 | 17:38'40.994 |
| 6 | 22.799 | 36.006 | 30.502 | 19.633 | 1'48.940 | 261,5 | 17:40'29.934 |
| 7 | 23.898 | 37.269 | 36.048 | 19.667 | 1'56.882 | 265,4 | 17:42'26.816 |
| 8 | 22.953 | 36.213 | 30.701 | 6'55.693 | 8'25.560P | 259,0 | 17:50'52.376 |
| 9 | 58.443 | 1'12.893 | 1'03.950 | 4'34.106 | 7'49.392P | 101,2 | 17:58'41.768 |
| 10 | 55.129 | 1'08.761 | 59.470 | 4'13.436 | 7'16.796P | 118,0 | 18:05'58.564 |
| 11 | 48.691 | 46.140 | 40.893 | 23.348 | 2'39.072P | 130,8 | 18:08'37.636 |
| 12 | 29.547 | 42.955 | 38.776 | 22.002 | 2'13.280 | 180,6 | 18:10'50.916 |
| 13 | 28.551 | 42.649 | 37.701 | 22.304 | 2'11.205 | 194,2 | 18:13'02.121 |
| 14 | 27.071 | 41.495 | 37.831 | 21.574 | 2'07.971 | 206,9 | 18:15'10.092 |
| 15 | 26.740 | 41.309 | 35.815 | 21.849 | 2'05.713 | 208,9 | 18:17'15.805 |
| 16 | 26.609 | 40.393 | 36.171 | 21.804 | 2'04.977 | 205,7 | 18:19'20.782 |
| 17 | 25.857 | 41.225 | 36.337 | 21.462 | 2'04.881 | 224,5 | 18:21'25.663 |

| 233 SP Racing Team (1'53.182) | | | | | | | |
|-------------------------------|-------|-------|-------|-------|---------|------|------------|
| Giro | Seg.1 | Seg.2 | Seg.3 | Seg.4 | T. Giro | km/h | Local Time |

| | | | | | | | |
|---|---------------|---------------|---------------|---------------|-----------------|--------------|--------------|
| 1 | | | | | | | |
| 2 | 51.168 | 44.605 | 36.665 | 21.298 | 2'33.736P | 123,3 | 17:43'11.201 |
| 3 | 25.360 | 40.020 | 33.913 | 20.148 | 1'59.441 | 229,3 | 17:45'10.642 |
| 4 | 23.756 | 37.395 | 32.141 | 19.890 | 1'53.182 | 257,8 | 17:47'03.824 |
| 5 | 23.451 | 37.304 | 36.112 | | | 255,3 | |

| 239 Target Racing (1'50.935) | | | | | | | |
|------------------------------|-------|-------|-------|-------|---------|------|------------|
| Giro | Seg.1 | Seg.2 | Seg.3 | Seg.4 | T. Giro | km/h | Local Time |

| | | | | | | | |
|----|---------------|---------------|---------------|---------------|-----------------|--------------|--------------|
| 1 | | 49.314 | 40.574 | 23.184 | | 123,4 | |
| 2 | 30.086 | 40.829 | 38.037 | 21.181 | 2'10.133 | 137,6 | 17:35'05.959 |
| 3 | 24.727 | 38.844 | 33.973 | 20.889 | 1'58.433 | 243,2 | 17:37'04.392 |
| 4 | 25.172 | 38.371 | 34.371 | 20.619 | 1'58.533 | 224,5 | 17:39'02.925 |
| 5 | 25.883 | 38.202 | 31.960 | 20.053 | 1'56.098 | 254,7 | 17:40'59.023 |
| 6 | 23.994 | 36.685 | 31.682 | 19.815 | 1'52.176 | 258,4 | 17:42'51.199 |
| 7 | 23.054 | 36.252 | 31.824 | 19.805 | 1'50.935 | 261,5 | 17:44'42.134 |
| 8 | 23.659 | 36.821 | 32.790 | 20.358 | 1'53.628 | 261,5 | 17:46'35.762 |
| 9 | 23.371 | 36.303 | 31.992 | 20.409 | 1'52.075 | 259,0 | 17:48'27.837 |
| 10 | 26.780 | 38.625 | 34.046 | 51.887 | 2'31.338P | 186,5 | 17:50'59.175 |
| 11 | 4'54.492 | 54.292 | 50.278 | 52.534 | 7'31.596P | 123,4 | 17:58'30.771 |

| 218 Best Lap | | | | | | | |
|--------------|-------|-------|-------|-------|---------|------|------------|
| Giro | Seg.1 | Seg.2 | Seg.3 | Seg.4 | T. Giro | km/h | Local Time |

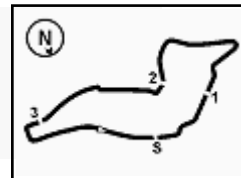
| | | | | | | | |
|---|---------------|---------------|---------------|---------------|------------|--------------|--------------|
| 1 | | | | | | | |
| 2 | 49.497 | 42.704 | 36.183 | 20.849 | 2'29.233CP | 117,6 | 17:35'37.748 |
| 3 | 26.117 | 39.574 | 33.646 | 20.467 | 1'59.804C | 229,3 | 17:37'37.552 |
| 4 | 24.761 | 38.739 | 32.814 | 20.073 | 1'56.387C | 243,2 | 17:39'33.939 |
| 5 | 24.193 | 37.650 | 32.778 | 20.050 | 1'54.671C | 250,0 | 17:41'28.610 |
| 6 | 23.621 | 37.647 | 32.047 | 19.824 | 1'53.139C | 259,0 | 17:43'21.749 |
| 7 | 23.855 | 38.296 | 33.089 | 2'58.924 | 4'34.164P | 257,8 | 17:47'55.913 |
| 8 | 45.166 | 41.431 | 35.468 | 23.666 | 2'25.731P | 142,9 | 17:50'21.644 |

| 249 Carminat Ettore (1'47.350) | | | | | | | |
|--------------------------------|-------|-------|-------|-------|---------|------|------------|
| Giro | Seg.1 | Seg.2 | Seg.3 | Seg.4 | T. Giro | km/h | Local Time |

| | | | | | | | |
|---|--------|--------|--------|--------|-----------|-------|--------------|
| 1 | | | | | | | |
| 2 | 45.851 | 38.064 | 33.045 | 19.856 | 2'16.816P | 169,8 | 17:34'42.726 |
| 3 | 23.070 | 36.260 | 32.516 | 19.322 | 1'51.168 | 262,1 | 17:36'33.894 |
| 4 | 22.716 | 35.517 | 31.870 | 19.337 | 1'49.440 | 263,4 | 17:38'23.334 |

31/05/2024

P = Box In/Out - C = Tempo Invalidato


ACI Racing Weekend Imola, 1-2 Giugno 2024
Camp. Ita. Gran Turismo Sprint GTCup - Analisi Tempi Libere 2

Imola Circuit 4.909 m

4 / 5

| | | | | | | | | | | | | | | | |
|---|---------------|---------------|---------------|---------------|-----------------|--------------|--------------|----|--------|--------|--------|----------|-----------|-------|--------------|
| 5 | 22.399 | 35.426 | 31.026 | 19.351 | 1'48.202 | 264,7 | 17:40'11.536 | 13 | 27.786 | 42.953 | 37.230 | 23.212 | 2'11.181 | 177,3 | 18:11'44.387 |
| 6 | 22.384 | 35.114 | 30.774 | 19.078 | 1'47.350 | 264,1 | 17:41'58.886 | 14 | 29.556 | 43.217 | 37.794 | 2'34.294 | 4'24.861P | 159,3 | 18:16'09.248 |
| 7 | 25.206 | 37.023 | 31.239 | 19.114 | 1'52.582 | 222,7 | 17:43'51.468 | 15 | 45.181 | 42.770 | 36.591 | 21.801 | 2'26.343P | 154,1 | 18:18'35.591 |
| 8 | 22.342 | 35.363 | 30.919 | | | 264,1 | | 16 | 27.034 | 41.076 | 35.712 | 21.424 | 2'05.246 | 205,3 | 18:20'40.837 |

| 250 AF Corse (1'52.171) | | | | | | | | 280 Briselli Victor (2'05.821) | | | | | | | |
|-------------------------|---------------|---------------|---------------|---------------|-----------------|--------------|--------------|--------------------------------|---------------|---------------|---------------|---------------|-----------------|--------------|--------------|
| Giro | Seg.1 | Seg.2 | Seg.3 | Seg.4 | T. Giro | km/h | Local Time | Giro | Seg.1 | Seg.2 | Seg.3 | Seg.4 | T. Giro | km/h | Local Time |
| 1 | | | | | | | | 1 | | | | | | | |
| 2 | 51.487 | 41.152 | 38.713 | 20.656 | 2'32.008P | 141,9 | 17:38'28.869 | 2 | 1'03.558 | 49.817 | 39.092 | 22.567 | 2'55.034P | 107,7 | 17:37'27.410 |
| 3 | 24.123 | 37.599 | 33.040 | 20.074 | 1'54.836 | 239,5 | 17:40'23.705 | 3 | 33.554 | 45.902 | 36.403 | 21.866 | 2'17.725 | 206,1 | 17:39'45.135 |
| 4 | 23.406 | 37.074 | 32.402 | 20.950 | 1'53.832 | 243,2 | 17:42'17.537 | 4 | 25.998 | 41.385 | 36.194 | 22.244 | 2'05.821 | 233,3 | 17:41'50.956 |
| 5 | 23.022 | 36.407 | 32.574 | 20.168 | 1'52.171 | 252,3 | 17:44'09.708 | 5 | 28.617 | 46.500 | 39.153 | 3'59.334 | 5'53.604P | 194,2 | 17:47'44.560 |
| 6 | 22.811 | 36.809 | 32.553 | 20.149 | 1'52.322 | 268,7 | 17:46'02.030 | 6 | 50.943 | 42.921 | 36.077 | 22.136 | 2'32.077P | 160,7 | 17:50'16.637 |
| 7 | 22.952 | 37.176 | 35.491 | 4'55.683 | 6'31.302P | 266,0 | 17:52'33.332 | 7 | 26.915 | 44.115 | 36.954 | 22.127 | 2'10.111 | 228,8 | 17:52'26.748 |
| 8 | 47.140 | 49.151 | 39.992 | 23.809 | 2'40.092P | 115,8 | 17:55'13.424 | 8 | 26.973 | 42.601 | 36.472 | 23.212 | 2'09.258 | 217,7 | 17:54'36.006 |
| 9 | 29.497 | 49.331 | 42.159 | 25.448 | 2'26.435 | 196,0 | 17:57'39.859 | 9 | 29.159 | 45.114 | 39.132 | 24.396 | 2'17.801 | 187,8 | 17:56'53.807 |
| 10 | 31.970 | 47.977 | 41.113 | 24.397 | 2'25.457 | 191,2 | 18:00'05.316 | 10 | 30.343 | 47.655 | 38.805 | 23.444 | 2'20.247 | 170,1 | 17:59'14.054 |
| 11 | 31.543 | 46.465 | 40.867 | 24.169 | 2'23.044 | 179,1 | 18:02'28.360 | 11 | 29.335 | 47.788 | 39.220 | 23.390 | 2'19.733 | 196,7 | 18:01'33.787 |
| 12 | 31.291 | 50.481 | 40.310 | 23.585 | 2'25.667 | 184,3 | 18:04'54.027 | 12 | 29.381 | 46.833 | 39.721 | 22.778 | 2'18.713 | 205,3 | 18:03'52.500 |
| 13 | 28.797 | 45.161 | 39.053 | 23.444 | 2'16.455 | 186,2 | 18:07'10.482 | 13 | 28.260 | 45.194 | 37.598 | 22.483 | 2'13.535 | 204,5 | 18:06'06.035 |
| 14 | 27.787 | 44.748 | 40.369 | 22.627 | 2'15.531 | 211,4 | 18:09'26.013 | 14 | 28.661 | 44.442 | 38.152 | 22.352 | 2'13.607 | 184,9 | 18:08'19.642 |
| 15 | 27.816 | 45.013 | 40.273 | 24.804 | 2'17.906 | 193,5 | 18:11'43.919 | 15 | 28.604 | 43.166 | 35.874 | 21.961 | 2'09.605 | 196,4 | 18:10'29.247 |
| 16 | 27.527 | 42.730 | 37.918 | 21.860 | 2'10.035 | 193,9 | 18:13'53.954 | 16 | 26.810 | 43.795 | 36.317 | 22.092 | 2'09.014 | 220,0 | 18:12'38.261 |
| 17 | 28.724 | 41.734 | 39.359 | 23.319 | 2'13.136 | 165,1 | 18:16'07.090 | 17 | 26.424 | 42.012 | 35.627 | 21.854 | 2'05.917 | 220,9 | 18:14'44.178 |
| 18 | 25.938 | 40.774 | 35.760 | 21.565 | 2'04.037 | 232,3 | 18:18'11.127 | 18 | 26.203 | 42.852 | 34.868 | 21.915 | 2'05.838 | 222,7 | 18:16'50.016 |
| 19 | 25.941 | 41.676 | 35.621 | 22.985 | 2'06.223 | 220,4 | 18:20'17.350 | 19 | 26.230 | 41.558 | 36.426 | 1'27.914 | 3'12.128P | 217,3 | 18:20'02.144 |

| 272 DL Racing (1'50.804) | | | | | | | | 281 Mertel Motorsport (1'56.762) | | | | | | | |
|--------------------------|---------------|---------------|---------------|---------------|-----------------|--------------|--------------|----------------------------------|---------------|---------------|---------------|---------------|-----------------|--------------|--------------|
| Giro | Seg.1 | Seg.2 | Seg.3 | Seg.4 | T. Giro | km/h | Local Time | Giro | Seg.1 | Seg.2 | Seg.3 | Seg.4 | T. Giro | km/h | Local Time |
| 1 | | 48.990 | 38.988 | 22.548 | | 134,0 | | 1 | | | | | | | |
| 2 | 26.388 | 40.246 | 34.544 | 20.806 | 2'01.984 | 200,4 | 17:34'33.107 | 2 | 55.979 | 48.002 | 38.335 | 22.657 | 2'44.973P | 133,8 | 17:33'30.562 |
| 3 | 24.046 | 37.836 | 32.663 | 20.323 | 1'54.868 | 251,7 | 17:36'27.975 | 3 | 26.078 | 41.021 | 35.425 | 20.795 | 2'03.319 | 223,1 | 17:35'33.881 |
| 4 | 23.893 | 38.069 | 35.670 | 20.645 | 1'58.277 | 254,7 | 17:38'26.252 | 4 | 25.308 | 40.542 | 34.510 | 20.982 | 2'01.342 | 227,8 | 17:37'35.223 |
| 5 | 23.489 | 37.259 | 32.421 | 19.645 | 1'52.814 | 259,6 | 17:40'19.066 | 5 | 25.168 | 43.833 | 35.408 | 2'16.227 | 4'00.636P | 247,7 | 17:41'35.859 |
| 6 | 23.036 | 36.743 | 31.563 | 19.462 | 1'50.804 | 259,6 | 17:42'09.870 | 6 | 47.027 | 41.967 | 34.259 | 20.402 | 2'23.655P | 130,3 | 17:43'59.514 |
| 7 | 22.728 | 36.569 | 34.361 | 20.489 | 1'54.147 | 260,2 | 17:44'04.017 | 7 | 24.184 | 38.776 | 33.526 | 20.276 | 1'56.762 | 244,3 | 17:45'56.276 |
| 8 | 22.820 | 1'36.589 | 34.836 | 6'53.078 | 9'27.323P | 259,0 | 17:53'31.340 | 8 | 23.995 | 38.067 | 41.278 | 6'52.388 | 8'35.728P | 245,5 | 17:54'32.004 |
| 9 | 46.487 | 48.480 | 39.665 | 23.407 | 2'38.039P | 154,5 | 17:56'09.379 | 9 | 1'01.047 | 1'00.268 | 48.697 | 31.070 | 3'21.082P | 91,4 | 17:57'53.086 |
| 10 | 29.876 | 47.104 | 39.328 | 23.317 | 2'19.625 | 170,1 | 17:58'29.000 | 10 | 42.278 | 1'03.766 | 54.034 | 32.835 | 3'12.913 | 137,9 | 18:01'05.999 |
| 11 | 30.198 | 50.244 | 45.540 | 2'38.703 | 4'44.685P | 170,6 | 18:03'13.689 | 11 | 41.307 | 1'00.771 | 51.279 | 30.320 | 3'03.677 | 131,1 | 18:04'09.676 |
| 12 | 54.138 | 49.306 | 41.435 | 24.364 | 2'49.243P | 102,5 | 18:06'02.932 | 12 | 40.449 | 58.831 | 52.317 | 29.999 | 3'01.596 | 130,8 | 18:07'11.272 |
| 13 | 32.601 | 47.595 | 38.473 | 23.032 | 2'21.701 | 181,5 | 18:08'24.633 | 13 | 38.725 | 57.483 | 49.778 | 30.453 | 2'56.439 | 144,0 | 18:10'07.711 |
| 14 | 29.874 | 45.601 | 40.754 | 22.740 | 2'18.969 | 162,2 | 18:10'43.602 | 14 | 38.331 | 58.635 | 50.729 | 29.862 | 2'57.557 | 144,2 | 18:13'05.268 |
| 15 | 27.912 | 43.690 | 37.775 | 21.996 | 2'11.373 | 200,0 | 18:12'54.975 | 15 | 38.180 | 56.201 | 48.465 | 28.671 | 2'51.517 | 141,0 | 18:15'56.785 |
| 16 | 27.138 | 42.630 | 36.549 | 22.000 | 2'08.317 | 202,6 | 18:15'03.292 | 16 | 36.665 | 54.240 | 48.956 | 28.755 | 2'48.616 | 147,7 | 18:18'45.401 |
| 17 | 26.379 | 41.991 | 38.065 | 21.875 | 2'08.310 | 222,2 | 18:17'11.602 | 17 | 37.089 | 54.279 | 48.341 | 27.405 | 2'47.114 | 142,9 | 18:21'32.515 |
| 18 | 25.953 | 41.899 | 36.550 | 21.467 | 2'05.869 | 225,0 | 18:19'17.471 | | | | | | | | |
| 19 | 26.146 | 41.682 | 35.955 | 22.149 | 2'05.932 | 228,8 | 18:21'23.403 | | | | | | | | |

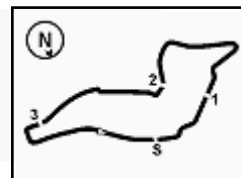
| 277 Locke Mark Adrian (1'52.342) | | | | | | | | 288 HC Racing (1'52.492) | | | | | | | |
|----------------------------------|---------------|---------------|---------------|---------------|-----------------|--------------|--------------|--------------------------|---------------|---------------|---------------|---------------|-----------------|--------------|--------------|
| Giro | Seg.1 | Seg.2 | Seg.3 | Seg.4 | T. Giro | km/h | Local Time | Giro | Seg.1 | Seg.2 | Seg.3 | Seg.4 | T. Giro | km/h | Local Time |
| 1 | | | | | | | | 1 | | 48.866 | 41.117 | 22.155 | | 64,5 | |
| 2 | 57.950 | 45.839 | 37.525 | 21.898 | 2'43.212P | 130,3 | 17:34'11.718 | 2 | 29.972 | 41.429 | 34.941 | 21.310 | 2'07.652 | 165,1 | 17:35'10.339 |
| 3 | 26.775 | 40.710 | 33.531 | 20.550 | 2'01.566 | 206,1 | 17:36'13.284 | 3 | 25.432 | 39.069 | 32.895 | 1'37.698 | 3'15.094P | 210,5 | 17:38'25.433 |
| 4 | 24.045 | 38.916 | 32.596 | 20.124 | 1'55.681 | 241,6 | 17:38'08.965 | 4 | 40.969 | 38.169 | 32.315 | 20.254 | 2'11.707P | 128,1 | 17:40'37.140 |
| 5 | 23.436 | 37.237 | 31.926 | 19.743 | 1'52.342 | 243,2 | 17:40'01.307 | 5 | 23.729 | 36.880 | 31.904 | 19.979 | 1'52.492 | 261,5 | 17:42'29.632 |
| 6 | 23.289 | 38.217 | 32.541 | 19.847 | 1'53.894 | 251,2 | 17:41'55.201 | 6 | 24.340 | 36.876 | 31.584 | 19.734 | 1'52.534 | 261,5 | 17:44'22.166 |
| 7 | 26.967 | 38.101 | 36.333 | 20.521 | 2'01.922 | 159,3 | 17:43'57.123 | 7 | 22.988 | 36.854 | 32.876 | 7'57.103 | 9'29.821P | 261,5 | 17:53'51.987 |
| 8 | 23.871 | 38.731 | 37.521 | 6'07.692 | 7'47.815P | 234,8 | 17:51'44.938 | 8 | 44.225 | 45.730 | 38.281 | 22.180 | 2'30.416P | 151,0 | 17:56'22.403 |
| 9 | 49.594 | 48.229 | 43.863 | 22.898 | 2'44.584P | 117,8 | 17:54'29.522 | 9 | 27.743 | 45.739 | 39.164 | 23.386 | 2'16.032 | 199,3 | 17:58'38.435 |
| 10 | 30.723 | 46.376 | 40.800 | 8'08.231 | 10'06.130P | 167,7 | 18:04'35.652 | 10 | 29.129 | 44.810 | 40.552 | 23.019 | 2'17.510 | 181,5 | 18:00'55.945 |
| 11 | 49.905 | 51.346 | 38.743 | 23.736 | 2'43.730P | 110,0 | 18:07'19.382 | 11 | 30.674 | 44.944 | 37.510 | 2'01.481 | 3'54.609P | 172,8 | 18:04'50.554 |
| 12 | 29.335 | 44.475 | 37.896 | 22.118 | 2'13.824 | 166,4 | 18:09'33.206 | 12 | 46.500 | 43.755 | 43.397 | 22.253 | 2'35.905P | 123,1 | 18:07'26.459 |
| | | | | | | | | 13 | 26.939 | 42.141 | 36.670 | 22.313 | 2'08.063 | 217,7 | 18:09'34.522 |
| | | | | | | | | 14 | 31.015 | 47.419 | 44.937 | 21.954 | 2'25.325 | 158,6 | 18:11'59.847 |

31/05/2024

P = Box In/Out - C = Tempo Invalidato

Powered by FICr PERUGIA TIMING



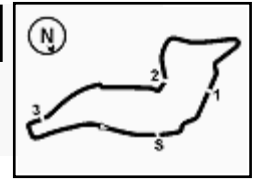


Imola Circuit 4.909 m

ACI Racing Weekend Imola, 1-2 Giugno 2024
Camp. Ita. Gran Turismo Sprint GTCup - Analisi Tempi Libere 2

| | | | | | | | |
|----|--------|--------|----------|--------|----------|-------|--------------|
| 15 | 26.069 | 41.583 | 35.931 | 21.693 | 2'05.276 | 223,1 | 18:14'05.123 |
| 16 | 26.058 | 41.437 | 1'05.232 | 22.721 | 2'35.448 | 232,3 | 18:16'40.571 |
| 17 | 26.373 | 41.021 | 35.549 | 21.719 | 2'04.662 | 230,8 | 18:18'45.233 |
| 18 | 25.866 | 40.241 | 35.135 | 21.409 | 2'02.651 | 255,9 | 18:20'47.884 |

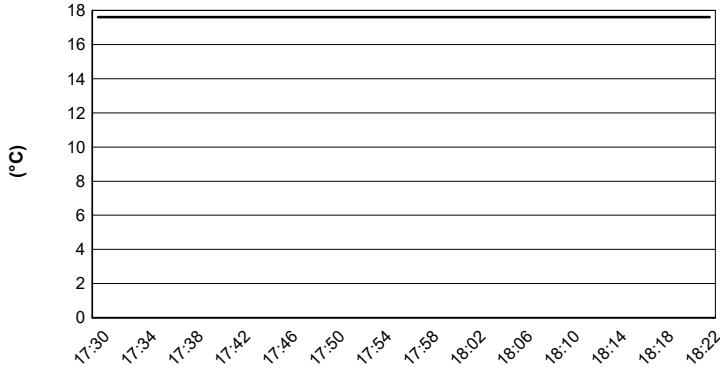




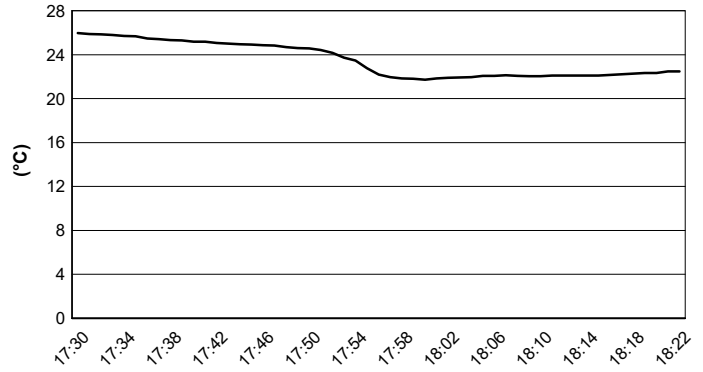
Imola Circuit 4.909 m

ACI Racing Weekend Imola, 1-2 Giugno 2024
Camp. Ita. Gran Turismo Sprint GTCup - Meteo Libere 2
Session started 17:30 - Session ended 18:22

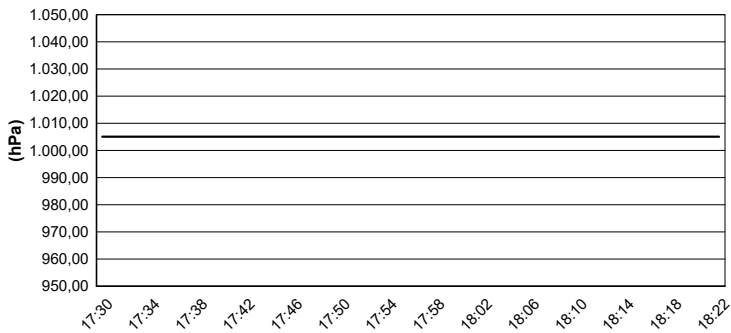
Air Temperature




Track Temperature



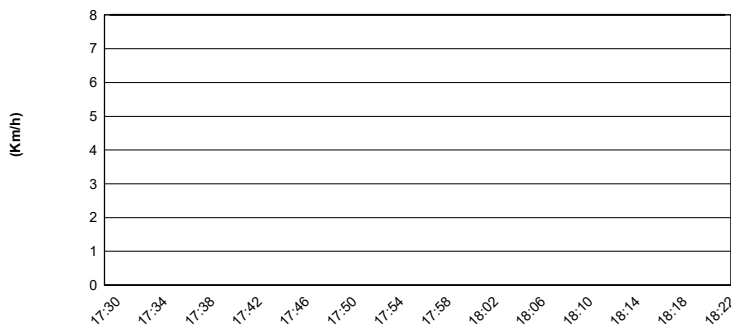
Air Pressure



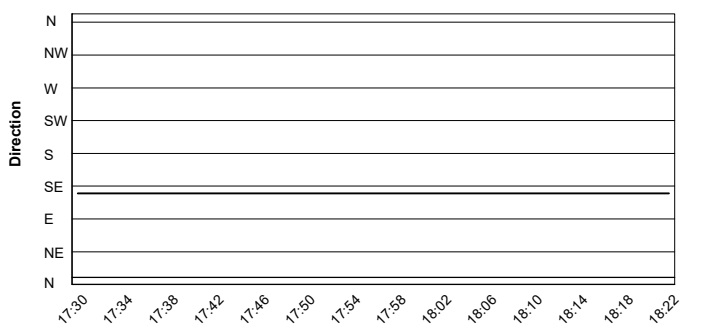
Humidity



Wind Speed

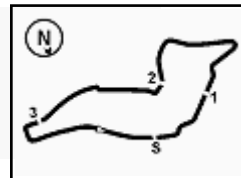


Wind Direction



31/05/2024





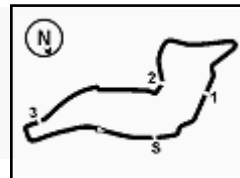
Imola Circuit 4.909 m

ACI Racing Weekend Imola, 1-2 Giugno 2024

Camp. Ita. Gran Turismo Sprint GTCup - Pit Times Libere 2

| No. Concorrente | Auto | | Orario Locale | Pit Time |
|------------------------|--------------|--------------|---------------|-----------|
| 103 Easy Race | D.DI FABIO | USCITA BOX | 17:35'28.343 | |
| | | INGRESSO BOX | 17:41'19.590 | |
| | | USCITA BOX | 17:43'25.090 | 2'05.500 |
| | | INGRESSO BOX | 17:49'05.119 | |
| | | USCITA BOX | 17:54'27.258 | 5'22.139 |
| | | INGRESSO BOX | 17:59'27.185 | |
| | | USCITA BOX | 18:05'10.143 | 5'42.958 |
| | | INGRESSO BOX | 18:21'23.436 | |
| 106 Pollini Giacomo | G.POLLINI | USCITA BOX | 17:30'38.322 | |
| | | INGRESSO BOX | 17:49'52.587 | |
| | | USCITA BOX | 17:52'24.162 | 2'31.575 |
| | | INGRESSO BOX | 17:56'56.350 | |
| | | USCITA BOX | 18:07'46.858 | 10'50.508 |
| 109 DL Racing | A.FONTANA | USCITA BOX | 17:30'03.650 | |
| | | INGRESSO BOX | 17:50'13.484 | |
| | | USCITA BOX | 17:53'00.229 | 2'46.745 |
| | | INGRESSO BOX | 17:57'58.544 | |
| | | USCITA BOX | 18:02'19.619 | 4'21.075 |
| 111 Best Lap | L.PEGORARO | USCITA BOX | 17:33'32.325 | |
| | | INGRESSO BOX | 17:42'56.810 | |
| | | USCITA BOX | 17:45'24.209 | 2'27.399 |
| | | INGRESSO BOX | 17:49'07.732 | |
| | | USCITA BOX | 18:02'29.690 | 13'21.958 |
| | | INGRESSO BOX | 18:21'11.739 | |
| 121 MM Motorsport | R.MESSINA | USCITA BOX | 17:33'06.896 | |
| | | INGRESSO BOX | 17:37'47.845 | |
| | | USCITA BOX | 17:38'58.533 | 1'10.688 |
| | | INGRESSO BOX | 17:43'15.734 | |
| | | USCITA BOX | 17:44'36.276 | 1'20.542 |
| | | INGRESSO BOX | 17:48'50.416 | |
| | | USCITA BOX | 17:50'45.293 | 1'54.877 |
| | | INGRESSO BOX | 17:55'12.568 | |
| | | USCITA BOX | 17:58'11.844 | 2'59.276 |
| | | INGRESSO BOX | 18:00'47.030 | |
| | | USCITA BOX | 18:02'11.024 | 1'23.994 |
| | | INGRESSO BOX | 18:05'06.605 | |
| | | USCITA BOX | 18:13'45.225 | 8'38.620 |
| INGRESSO BOX | 18:21'34.798 | | | |
| 133 SP Racing Team | E.PISANI | USCITA BOX | 17:42'18.271 | |
| | | INGRESSO BOX | 17:49'20.340 | |
| 155 Milner Christopher | C.MILNER | USCITA BOX | 17:30'58.396 | |
| | | INGRESSO BOX | 17:37'42.390 | |
| | | USCITA BOX | 17:41'51.849 | 4'09.459 |
| | | INGRESSO BOX | 17:46'19.067 | |
| | | USCITA BOX | 17:50'17.677 | 3'58.610 |
| | | INGRESSO BOX | 17:57'52.536 | |
| USCITA BOX | 18:05'32.989 | 7'40.453 | | |



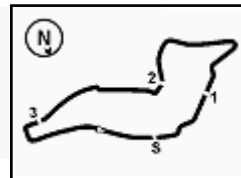


Imola Circuit 4.909 m

ACI Racing Weekend Imola, 1-2 Giugno 2024

Camp. Ita. Gran Turismo Sprint GTCup - Pit Times Libere 2

| No. Concorrente | Auto | | Orario Locale | Pit Time |
|-----------------------------|--------------|--------------|---------------|-----------|
| 162 DL Racing | I.BADAWI | | | |
| | | USCITA BOX | 17:32'51.960 | |
| | | INGRESSO BOX | 17:49'14.684 | |
| | | USCITA BOX | 17:53'20.979 | 4'06.295 |
| | | INGRESSO BOX | 18:12'36.213 | |
| | | USCITA BOX | 18:14'07.613 | 1'31.400 |
| 163 VSR | S.TRIBAUDINI | | | |
| | | USCITA BOX | 17:31'28.539 | |
| | | INGRESSO BOX | 17:42'26.279 | |
| | | USCITA BOX | 17:45'28.014 | 3'01.735 |
| | | INGRESSO BOX | 17:49'23.297 | |
| | | USCITA BOX | 17:57'21.603 | 7'58.306 |
| | | INGRESSO BOX | 17:59'54.715 | |
| | | USCITA BOX | 18:03'55.790 | 4'01.075 |
| | | INGRESSO BOX | 18:16'25.470 | |
| | | USCITA BOX | 18:18'20.557 | 1'55.087 |
| 169 Raptor Engineering | A.PALMA | | | |
| | | USCITA BOX | 17:35'56.786 | |
| | | INGRESSO BOX | 17:45'22.277 | |
| 172 DL Racing | A.MAINETTI | | | |
| | | USCITA BOX | 17:30'10.576 | |
| | | INGRESSO BOX | 17:33'54.764 | |
| 177 Speed Lover | G.RENMANS | | | |
| | | USCITA BOX | 17:30'29.863 | |
| | | INGRESSO BOX | 17:46'11.086 | |
| | | USCITA BOX | 17:53'24.927 | 7'13.841 |
| | | INGRESSO BOX | 17:57'54.786 | |
| | | USCITA BOX | 18:04'11.049 | 6'16.263 |
| 178 Best Lap | F.CROCCOLINO | | | |
| | | USCITA BOX | 17:42'41.439 | |
| | | INGRESSO BOX | 17:46'33.564 | |
| | | USCITA BOX | 18:04'25.594 | 17'52.030 |
| | | INGRESSO BOX | 18:11'16.311 | |
| | | USCITA BOX | 18:14'03.970 | 2'47.659 |
| 180 Mertel Motorsport | T.LOVATI | | | |
| | | USCITA BOX | 17:32'06.023 | |
| | | INGRESSO BOX | 17:34'21.333 | |
| | | USCITA BOX | 17:37'03.901 | 2'42.568 |
| | | INGRESSO BOX | 17:46'20.461 | |
| | | USCITA BOX | 17:54'43.968 | 8'23.507 |
| | | INGRESSO BOX | 18:20'15.543 | |
| 196 Target Racing | R.GIANNONI | | | |
| | | USCITA BOX | 17:30'13.394 | |
| | | INGRESSO BOX | 17:32'39.086 | |
| | | USCITA BOX | 17:36'18.912 | 3'39.826 |
| | | INGRESSO BOX | 17:47'26.316 | |
| | | USCITA BOX | 17:49'03.547 | 1'37.231 |
| | | INGRESSO BOX | 17:51'22.117 | |
| | | USCITA BOX | 17:54'41.688 | 3'19.571 |
| | | INGRESSO BOX | 17:57'36.973 | |
| | | USCITA BOX | 18:03'28.200 | 5'51.227 |
| | | INGRESSO BOX | 18:13'23.286 | |
| 201 Scuderia Villorba Corse | L.PRIVITELIO | | | |
| | | USCITA BOX | 17:48'59.881 | |
| | | INGRESSO BOX | 17:51'24.019 | |
| 202 HC Racing | G.OLIVA | | | |

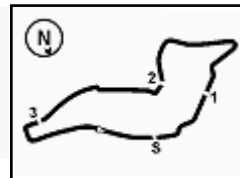


Imola Circuit 4.909 m

ACI Racing Weekend Imola, 1-2 Giugno 2024

Camp. Ita. Gran Turismo Sprint GTCup - Pit Times Libere 2

| No. Concorrente | Auto | | Orario Locale | Pit Time | | |
|-----------------|-------------------|-------------|---------------|--------------|----------|--|
| 202 | HC Racing | G.OLIVA | USCITA BOX | 17:30'52.637 | | |
| | | | INGRESSO BOX | 17:48'16.178 | | |
| | | | USCITA BOX | 17:54'33.338 | 6'17.160 | |
| | | | INGRESSO BOX | 18:08'55.726 | | |
| | | | USCITA BOX | 18:11'25.357 | 2'29.631 | |
| | | | | | | |
| 205 | Best Lap | G.CARBONI | USCITA BOX | 17:30'43.988 | | |
| | | | INGRESSO BOX | 17:44'15.085 | | |
| | | | USCITA BOX | 17:51'06.407 | 6'51.322 | |
| | | | INGRESSO BOX | 17:54'37.586 | | |
| | | | USCITA BOX | 17:58'56.093 | 4'18.507 | |
| | | | INGRESSO BOX | 18:02'12.172 | | |
| 218 | Best Lap | G.SIMONELLI | USCITA BOX | 17:33'24.691 | | |
| | | | INGRESSO BOX | 17:45'13.776 | | |
| | | | USCITA BOX | 17:48'10.359 | 2'56.583 | |
| | | | INGRESSO BOX | 17:53'05.769 | | |
| | | | USCITA BOX | 17:55'50.739 | 2'44.970 | |
| | | | INGRESSO BOX | 17:58'41.692 | | |
| 224 | ZRS Motorsport | D.POLVERINI | USCITA BOX | 17:30'17.429 | | |
| | | | INGRESSO BOX | 17:32'37.378 | | |
| | | | USCITA BOX | 17:38'08.571 | 5'31.193 | |
| | | | INGRESSO BOX | 17:46'02.600 | | |
| | | | USCITA BOX | 17:52'42.278 | 6'39.678 | |
| | | | INGRESSO BOX | 17:57'43.761 | | |
| 229 | Stefanin Giovanni | G.STEFANIN | USCITA BOX | 18:04'21.130 | 6'37.369 | |
| | | | INGRESSO BOX | 18:18'29.509 | | |
| | | | USCITA BOX | 18:19'56.550 | 1'27.041 | |
| | | | INGRESSO BOX | 18:22'34.861 | | |
| | | | | | | |
| | | | | | | |
| 233 | SP Racing Team | M.ABBATI | USCITA BOX | 17:40'55.915 | | |
| | | | INGRESSO BOX | 17:49'03.582 | | |
| 239 | Target Racing | H.HAN | USCITA BOX | 17:30'26.397 | | |
| | | | INGRESSO BOX | 17:50'28.527 | | |
| | | | USCITA BOX | 17:55'18.167 | 4'49.640 | |
| | | | INGRESSO BOX | 17:58'03.862 | | |
| 249 | Carminat Ettore | E.CARMINATI | USCITA BOX | 17:32'44.097 | | |
| | | | INGRESSO BOX | 17:45'37.046 | | |
| 250 | AF Corse | E.BORELLI | USCITA BOX | 17:36'15.919 | | |
| | | | INGRESSO BOX | 17:47'55.939 | | |
| | | | USCITA BOX | 17:52'47.295 | 4'51.356 | |
| 272 | DL Racing | V.DALOKAY | USCITA BOX | 17:30'06.521 | | |
| | | | INGRESSO BOX | 17:46'56.933 | | |
| | | | USCITA BOX | 17:53'44.958 | 6'48.025 | |
| | | | INGRESSO BOX | 18:00'58.483 | | |



Imola Circuit 4.909 m

ACI Racing Weekend Imola, 1-2 Giugno 2024

Camp. Ita. Gran Turismo Sprint GTCup - Pit Times Libere 2

| No. Concorrente | Auto | | Orario Locale | Pit Time |
|------------------------------|------------|--------------|---------------|----------|
| 272 DL Racing | V.DALOKAY | USCITA BOX | 18:03'30.576 | 2'32.093 |
| 277 Locke Mark Adrian | M.LOCKE | USCITA BOX | 17:31'52.380 | |
| | | INGRESSO BOX | 17:45'58.839 | |
| | | USCITA BOX | 17:52'00.777 | 6'01.938 |
| | | INGRESSO BOX | 17:56'53.286 | |
| | | USCITA BOX | 18:04'50.236 | 7'56.950 |
| | | INGRESSO BOX | 18:13'56.120 | |
| | | USCITA BOX | 18:16'23.566 | 2'27.446 |
| 280 Briselli Victor | V.BRISELLI | USCITA BOX | 17:34'56.314 | |
| | | INGRESSO BOX | 17:44'05.948 | |
| | | USCITA BOX | 17:48'03.999 | 3'58.051 |
| | | INGRESSO BOX | 18:18'54.305 | |
| 281 Mertel Motorsport | M.LA MARCA | USCITA BOX | 17:31'07.424 | |
| | | INGRESSO BOX | 17:39'39.722 | |
| | | USCITA BOX | 17:41'49.926 | 2'10.204 |
| | | INGRESSO BOX | 17:48'00.592 | |
| | | USCITA BOX | 17:54'49.486 | 6'48.894 |
| 288 HC Racing | P.RANDAZZO | USCITA BOX | 17:30'32.651 | |
| | | INGRESSO BOX | 17:37'06.172 | |
| | | USCITA BOX | 17:38'39.483 | 1'33.311 |
| | | INGRESSO BOX | 17:46'13.102 | |
| | | USCITA BOX | 17:54'05.846 | 7'52.744 |
| | | INGRESSO BOX | 18:03'09.345 | |
| | | USCITA BOX | 18:05'04.694 | 1'55.349 |

